


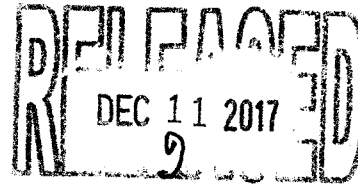


Republic of the Philippines
DEPARTMENT OF EDUCATION
CORDILLERA ADMINISTRATIVE REGION
Wangal, La Trinidad, Benguet, 2601
Website: www.depedcar.ph | Email: car@deped.gov.ph



December 8, 2018

REGIONAL MEMORANDUM
No. 408-2017




DEPED-CAR Time: _____

CONSOLIDATED PERFORMANCE INDICATORS FOR SYs 2011 TO 2016

To: Schools Division Superintendents
Others Concerned

1. Relative to planning purposes, this Office distributes the consolidated and summarized Performance Indicators of the Region and Schools Division Offices for the last six (6) school years disaggregated per Division, Public, Private and Combined for easy access and reference. As of this date, the following are not yet available in the Enhanced Basic Education Information System (EBEIS): Net Intake Rate, Gross Enrolment Ratio, Net Enrolment Ratio, and Simple Drop Out Rate for SY 2016-2017.
2. Please find attached Enclosure 1 to this Memorandum for details.
3. For any queries or clarifications please contact the Policy, Planning and Research Division (PPRD) thru our email address pprd.depedcar@gmail.com or contact us at (074)422-9590.
4. Wide dissemination of this Memorandum is desired.

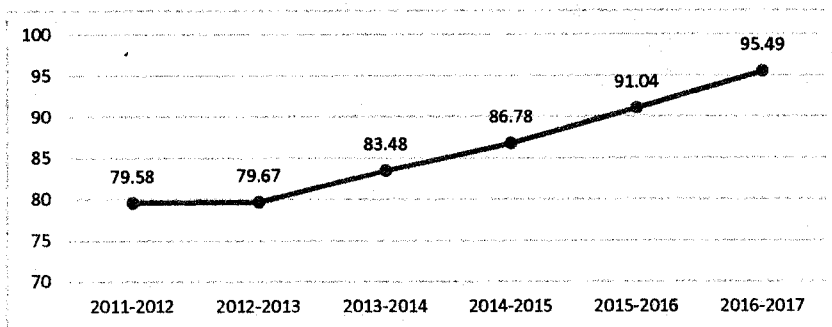

MAY B. ECLAR, Ph.D., CESO V
Officer-In-Charge
Office of the Regional Director

COHORT SURVIVAL RATE

ELEMENTARY

DIVISION	PUBLIC & SUC						PRIVATE						COMBINED					
	SY2011-12	SY2012-13	SY2013-14	SY2014-15	SY2015-16	SY2016-17	SY2011-12	SY2012-13	SY2013-14	SY2014-15	SY2015-16	SY2016-17	SY2011-12	SY2012-13	SY2013-14	SY2014-15	SY2015-16	SY2016-17
ABRA	80.83	88.27	88.70	97.40	94.62	96.89	76.38	89.16	91.91	90.25	84.23	82.35	80.54	88.51	88.99	96.93	93.95	96.32
APAYAO	62.54	68.13	80.27	80.37	84.92	90.15	NDA	NDA	NDA	NDA	NDA	76.09	62.54	68.13	80.48	80.39	84.92	90.17
BAGUIO CITY	90.61	89.98	94.72	87.19	98.10	98.71	100.00	93.80	40.58	91.72	89.88	84.29	99.09	92.13	74.37	89.72	98.71	94.70
BENGUET	75.78	76.87	89.27	91.61	93.13	99.57	80.33	77.67	78.03	89.78	74.08	80.90	76.23	76.99	88.03	91.44	90.81	98.71
IFUGAO	73.92	78.55	90.02	78.15	82.27	92.90	NDA	17.08	38.03	70.27	19.79	99.98	73.92	78.11	89.67	78.26	81.61	96.91
KALINGA	62.66	68.41	77.75	76.25	89.16	83.28	69.38	78.46	78.11				62.92	68.96	80.22	76.25	89.16	83.28
MT. PROVINCE	71.55	77.22	86.42	85.50	91.85	98.44	98.90	72.31	90.88	72.24	24.95	100.00	72.91	77.07	86.90	85.61	88.43	98.97
TABUK CITY				83.17	90.48	92.27				64.95	79.40	51.07				81.22	91.88	93.24
CAR	74.31	78.46	87.49	86.23	91.74	96.59	100.00	90.00	56.01	88.95	82.05	86.09	79.58	79.67	83.48	86.78	91.04	95.49

■ No elementary private schools in Kalinga



SECONDARY

DIVISION	PUBLIC & SUC						PRIVATE						COMBINED					
	SY2011-12	SY2012-13	SY2013-14	SY2014-15	SY2015-16	SY2016-17	SY2011-12	SY2012-13	SY2013-14	SY2014-15	SY2015-16	SY2016-17	SY2011-12	SY2012-13	SY2013-14	SY2014-15	SY2015-16	SY2016-17
ABRA	82.95	82.88	84.89	84.55	84.06	98.26	81.75	83.08	87.60	83.03	89.67	81.60	82.58	82.95	85.76	83.37	85.83	95.58
APAYAO	72.03	76.91	80.12	79.89	80.94	83.05	66.47	72.93	73.83	69.98	76.76	66.60	70.92	76.26	79.07	78.09	80.41	80.50
BAGUIO CITY	81.27	79.88	85.73	81.65	83.21	82.91	100.00	99.10	92.76	91.47	93.01	94.41	89.54	86.22	88.05	84.71	86.38	86.53
BENGUET	93.93	80.68	65.10	87.13	78.70	95.24	81.86	82.07	80.70	81.48	77.54	76.62	90.47	81.02	69.01	84.75	78.39	89.86
IFUGAO	69.69	77.67	74.83	74.15	67.89	79.37	82.61	99.50	36.12	90.45	77.17	67.71	73.04	85.56	60.29	79.56	70.40	75.84
KALINGA	77.49	76.51	100.00	65.35	86.13	83.15	90.68	76.92	76.54	69.49	80.36	58.26	80.64	76.60	96.13	77.89	84.73	76.85
MT. PROVINCE	78.28	80.09	83.80	82.83	81.67	82.10	76.33	77.04	75.97	73.88	74.31	93.41	77.98	79.57	82.89	81.13	80.60	83.59
TABUK CITY				77.59	100.00	84.62				79.49	85.86	84.77				77.75	100.00	84.67
CAR	80.94	79.49	81.27	80.80	82.23	87.59	88.69	87.99	76.70	84.18	84.34	81.13	83.02	81.81	79.96	82.17	82.80	85.81

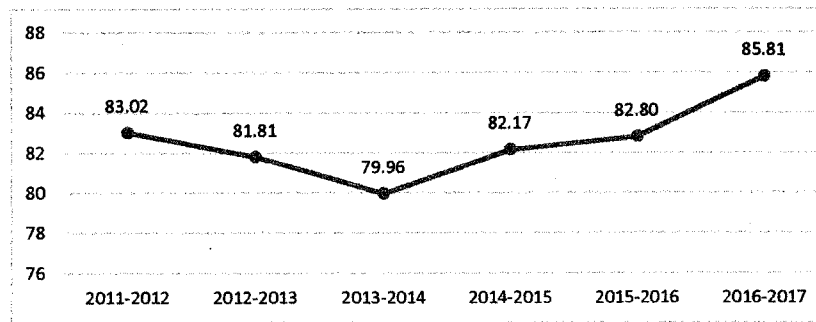
■ Tabuk City not yet separated from Kalinga

NDA - No Data Available

SY2012-2014: EBEIS April 28, 2016

SY2015-2016: EBEIS Nov. 7, 2016

SY2016-2017: EBEIS Nov. 6, 2017

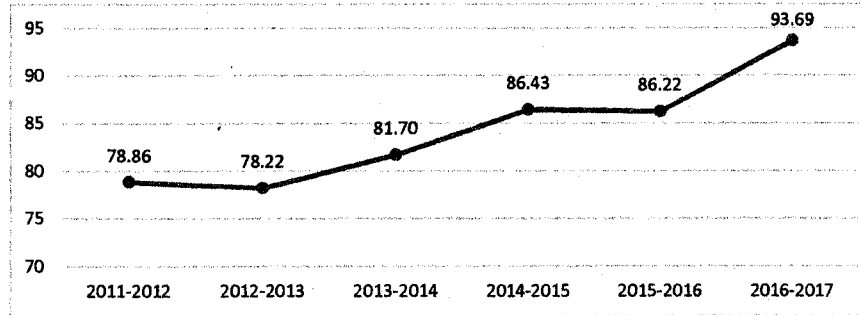


COMPLETION RATE

ELEMENTARY

DIVISION	PUBLIC & SUC						PRIVATE						COMBINED						
	SY2011-12	SY2012-13	SY2013-14	SY2014-15	SY2015-16	SY2016-17	SY2011-12	SY2012-13	SY2013-14	SY2014-15	SY2015-16	SY2016-17	SY2011-12	SY2012-13	SY2013-14	SY2014-15	SY2015-16	SY2016-17	
ABRA	80.67	87.97	88.33	97.22	94.07	96.42	76.38	88.34	88.73	90.25	1.01	81.87	80.54	88.18	88.45	96.93	87.81	95.85	
APAYAO	60.26	67.57	78.71	79.01	84.05	89.76	NDA	NDA	NDA	82.94	89.47	76.09	60.26	67.57	78.91	79.04	84.12	89.77	
BAGUIO CITY	88.45	86.72	93.61	85.64	97.31	98.52	100.00	88.82	34.41	91.72	35.29	69.12	99.09	88.26	69.88	89.72	80.10	89.34	
BENGUET	74.54	75.15	88.26	90.58	92.41	99.01	79.49	77.03	77.26	89.78	73.20	74.63	75.03	75.36	87.05	90.55	90.07	97.42	
IFUGAO	71.87	76.40	89.50	76.41	81.32	92.76	NDA	13.67	38.03	70.27	19.79	99.98	71.87	75.94	89.49	76.22	80.16	96.91	
KALINGA	60.83	68.41	76.75	75.85	89.16	83.06	65.42	78.06	77.77				61.00	68.96	79.21	75.85	89.16	83.06	
MT. PROVINCE	70.29	76.24	85.23	84.94	91.39	98.26	98.90	71.50	90.88		72.24	24.95	100.00	71.68	76.10	85.77	85.07	84.83	98.97
TABUK CITY				81.88	90.48	97.27					63.56	79.40	32.62				79.90	91.88	89.11
CAR	72.77	77.23	86.55	85.19	91.21	96.29	100.00	86.55	50.28	88.95	44.43	73.22	78.86	78.22	81.70	86.43	86.22	93.69	

■ No elementary private schools in Kalinga



SECONDARY

DIVISION	PUBLIC & SUC						PRIVATE						COMBINED					
	SY2011-12	SY2012-13	SY2013-14	SY2014-15	SY2015-16	SY2016-17	SY2011-12	SY2012-13	SY2013-14	SY2014-15	SY2015-16	SY2016-17	SY2011-12	SY2012-13	SY2013-14	SY2014-15	SY2015-16	SY2016-17
ABRA	81.14	79.71	82.15	82.63	81.46	95.16	73.14	82.11	86.57	81.37	29.82	78.80	78.38	80.47	83.56	81.43	65.54	92.47
APAYAO	66.19	71.65	75.90	78.12	79.20	80.55	66.47	72.46	71.73	66.67	18.19	63.77	67.21	71.90	75.24	75.78	69.41	77.93
BAGUIO CITY	76.60	73.72	81.99	77.82	79.65	80.48	99.60	98.80	85.43	88.86	19.33	86.82	86.12	81.84	83.05	81.10	59.38	82.42
BENGUET	91.39	78.53	63.72	85.19	76.89	93.53	79.60	81.14	78.52	80.47	76.10	76.62	88.00	79.20	67.44	82.92	76.69	88.72
IFUGAO	68.50	73.86	73.47	69.68	66.70	77.81	82.61	98.74	17.49	15.31	31.94	67.71	72.15	82.35	49.85	59.05	58.80	75.62
KALINGA	72.14	74.13	96.60	58.45	85.58	82.17	90.68	76.22	74.66	48.91	77.09	57.52	77.72	74.65	93.11	70.47	83.46	75.93
MT. PROVINCE	74.25	76.27	79.86	81.20	79.94	79.37	76.17	76.70	73.05	73.68	22.98	93.41	74.63	76.37	79.11	79.54	70.67	83.59
TABUK CITY				69.78	100.00	75.50				58.05	83.83	83.09				66.31	69.50	77.46
CAR	77.34	75.72	78.49	77.28	80.23	84.78	87.33	87.32	69.30	73.36	43.45	79.63	80.02	78.85	75.79	76.80	69.97	83.39

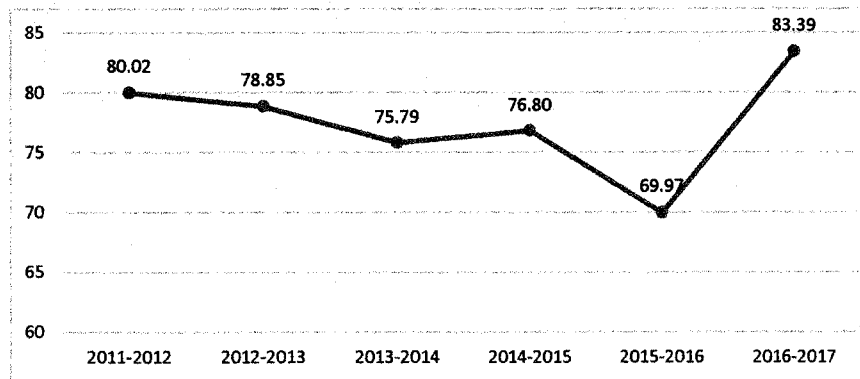
■ Tabuk City not yet separated from Kalinga

NDA - No Data Available

SY2012-2014: EBEIS April 28, 2016

SY2015-2016: EBEIS Nov. 7, 2016

SY2016-2017: EBEIS Nov. 6, 2017

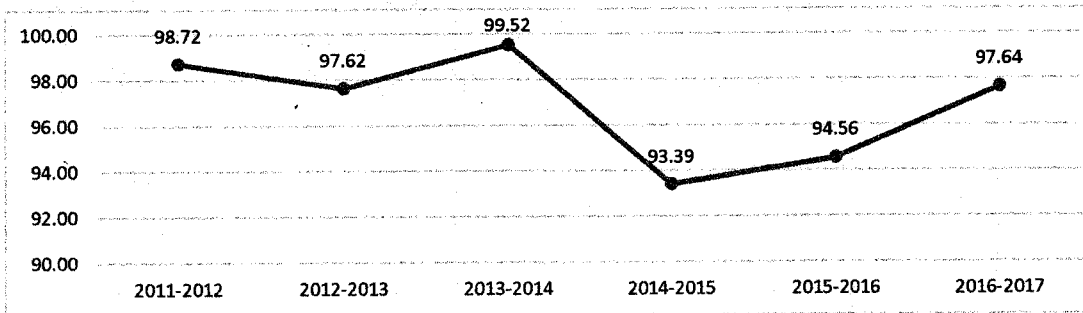


GRADUATION RATE

ELEMENTARY

DIVISION	PUBLIC and SUC						PRIVATE						COMBINED					
	SY2011-12	SY2012-13	SY2013-14	SY2014-15	SY2015-16	SY2016-17	SY2011-12	SY2012-13	SY2013-14	SY2014-15	SY2015-16	SY2016-17	SY2011-12	SY2012-13	SY2013-14	SY2014-15	SY2015-16	SY2016-17
Abra	99.70	99.52	99.80	99.36	99.36	99.33	99.67	96.54	104.58	1.19	1.19	99.12	99.89	99.33	100.06	97.60	93.41	99.32
Apayao	95.94	97.64	98.24	98.68	98.68	98.58	0.00	0.00	0.00	0.00	0.00	0.00	95.94	97.64	98.24	96.94	98.68	98.58
Baguio City	97.14	98.47	98.10	99.04	99.04	99.21	99.87	84.74	110.98	39.26	39.26	81.83	99.62	93.71	101.99	95.60	81.06	93.89
Benguet	98.02	98.68	98.78	99.13	99.13	99.01	98.81	99.01	100.50	96.77	96.77	91.93	98.09	98.71	98.95	97.77	98.90	98.28
Ifugao	0.97	98.94	97.68	98.67	98.67	99.03	0.00	0.00	0.00	0.00	100.00	100.00	96.86	99.57	97.30	74.17	98.06	99.18
Kalinga	96.46	98.28	98.87	100.08	99.88	99.51	0.94	99.56	97.87				96.35	98.34	98.80	90.48	99.88	99.51
Mt. Prov.	97.82	98.21	98.87	99.47	99.47	99.18	1.00	100.95	100.00	0.00	100.00	98.90	97.90	98.29	99.31	98.04	95.90	99.34
Tabuk City				101.08	99.91	99.49				156.86	100.00	63.88				85.28	99.92	95.13
CAR	97.55	98.61	98.71	99.30	99.30	99.16	99.86	89.94	106.30	53.92	53.92	84.83	98.72	97.62	99.52	93.39	94.56	97.64

■ No elementary private schools in Kalinga

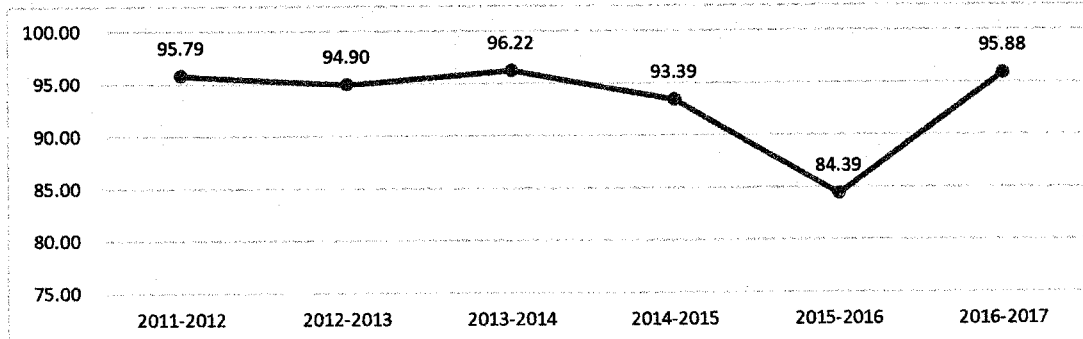


SECONDARY

DIVISION	PUBLIC and SUC						PRIVATE						COMBINED					
	SY2011-12	SY2012-13	SY2013-14	SY2014-15	SY2015-16	SY2016-17	SY2011-12	SY2012-13	SY2013-14	SY2014-15	SY2015-16	SY2016-17	SY2011-12	SY2012-13	SY2013-14	SY2014-15	SY2015-16	SY2016-17
Abra	96.80	95.77	95.97	97.50	96.69	94.40	89.47	98.52	98.6	97.79	33.07	95.73	94.27	96.69	96.82	97.60	76.11	94.85
Apayao	91.83	94.53	94.68	97.39	97.79	95.33	1.00	97.16	98.11	94.63	23.69	95.07	94.72	94.99	95.27	96.94	86.28	95.29
Baguio City	93.01	94.97	94.97	94.96	95.57	95.36	99.16	94.93	95.76	96.74	20.76	91.28	95.21	94.95	95.26	95.60	68.65	93.91
Benguet	96.62	97.06	97.39	97.47	97.55	97.14	96.88	96.86	99.1	98.52	98.15	99.20	96.69	97.00	97.84	97.77	97.71	97.74
Ifugao	98.10	97.89	97.98	93.56	98.20	97.26	1.00	55.71	86.83	16.88	41.39	99.88	98.65	85.62	94.51	74.17	80.66	99.12
Kalinga	92.39	95.91	96.08	89.07	99.14	97.43	0.99	97.45	98.82	70.39	95.73	97.99	95.71	96.34	96.82	90.48	98.29	97.56
Mt. Prov.	94.40	95.06	95.06	97.78	97.80	95.43	1.00	96.15	98.80	99.73	30.92	100.00	95.29	95.25	95.69	98.04	87.60	98.90
Tabuk City				89.38	100.00	87.22				73.03	97.64	96.96				85.28	99.50	89.69
CAR	94.83	95.92	96.10	95.31	97.44	95.26	0.98	92.43	96.52	86.92	51.45	97.46	95.79	94.90	96.22	93.39	84.39	95.88

■ Tabuk City not yet separated from Kalinga

SY2012-2013: EBEIS March 4, 2016
 SY2014-2016: EBEIS Nov. 7, 2016
 SY2016-2017: EBEIS Nov. 6, 2017




REPETITION RATES

ELEMENTARY

DIVISION	PUBLIC						PRIVATE						COMBINED					
	SY2011-12	SY2012-13	SY2013-14	SY2014-15	SY2015-16	SY2016-17	SY2011-12	SY2012-13	SY2013-14	SY2014-15	SY2015-16	SY2016-17	SY2011-12	SY2012-13	SY2013-14	SY2014-15	SY2015-16	SY2016-17
ABRA	1.64	1.80	0.99	0.36	0.31	0.76	0.00	0.00	0.05	0.05	0.00	0.37	1.64	1.80	0.94	0.34	0.31	0.74
APAYAO	3.51	3.90	2.92	0.47	0.57	2.37	0.00	0.00	0.00	0.00	0.00	1.89	3.51	3.90	2.92	0.47	0.57	2.37
BAGUIO CITY	3.40	3.10	1.36	0.43	0.39	1.03	0.00	0.00	0.18	0.12	0.07	0.33	3.40	3.10	0.97	0.34	0.29	0.83
BENGUET	3.02	2.85	1.47	0.48	0.32	1.64	0.00	0.00	1.21	0.94	0.89	1.51	3.02	2.85	1.44	0.52	0.39	1.63
IFUGAO	3.14	2.89	3.47	0.60	1.14	2.44	0.00	0.00	2.33	0.00	0.00	2.26	3.14	2.89	3.47	0.59	1.13	2.44
KALINGA	3.74	3.07	1.20	0.41	0.30	0.98	0.00	0.00	0.25				3.74	3.07	1.15	0.41	0.30	0.98
MT. PROVINCE	2.28	1.89	1.12	0.33	0.73	2.22	0.00	0.00	0.29	0.41	0.00	1.37	2.28	1.89	1.09	0.34	0.70	2.19
TABUK CITY				0.39	0.26	1.94				0.11	0.30	0.34				0.36	0.27	1.78
CAR	2.97	2.77	1.69	0.44	0.50	1.61	0.00	0.00	0.39	0.31	0.28	0.66	2.97	2.77	1.55	0.43	0.48	1.52

■ No elementary private schools in Kalinga

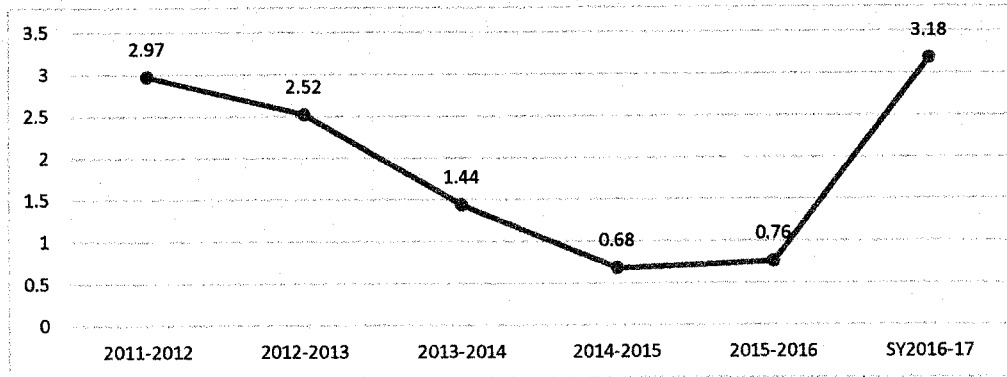


SECONDARY

DIVISION	PUBLIC						PRIVATE						COMBINED					
	SY2011-12	SY2012-13	SY2013-14	SY2014-15	SY2015-16	SY2016-17	SY2011-12	SY2012-13	SY2013-14	SY2014-15	SY2015-16	SY2016-17	SY2011-12	SY2012-13	SY2013-14	SY2014-15	SY2015-16	SY2016-17
ABRA	2.32	1.62	1.87	1.07	1.02	4.51	0.00	0.00	0.28	0.10	0.33	0.87	2.32	1.62	1.34	0.74	0.80	3.30
APAYAO	1.82	0.81	0.84	0.56	0.54	3.17	0.00	0.00	0.21	0.43	0.00	1.25	1.82	0.81	0.73	0.54	0.54	2.90
BAGUIO CITY	4.12	3.97	2.58	0.64	1.01	4.10	0.00	0.00	0.56	0.61	0.42	1.00	4.12	3.97	1.89	0.63	0.81	3.10
BENGUET	3.27	2.83	1.61	1.06	0.94	3.83	0.00	0.00	1.00	0.35	1.21	1.62	3.27	2.83	1.44	0.86	1.01	3.23
IFUGAO	1.87	1.78	1.59	0.51	0.77	3.44	0.00	0.00	0.42	0.48	0.44	0.83	1.87	1.78	1.25	0.50	0.68	2.67
KALINGA	2.48	2.01	1.27	1.22	0.66	2.99	0.00	0.00	0.13	0.15	0.37	0.77	2.48	2.01	0.96	0.97	0.59	2.49
MT. PROVINCE	3.37	2.65	2.17	0.49	0.72	4.63	0.00	0.00	0.28	0.17	0.56	1.44	3.37	2.65	1.89	0.44	0.70	4.21
TABUK CITY				0.88	0.47	3.97				0.08	0.16	1.08				0.66	0.38	3.21
CAR	2.97	2.52	1.81	0.81	0.84	3.93	0.00	0.00	0.51	0.36	0.55	1.11	2.97	2.52	1.44	0.68	0.76	3.18

■ Tabuk City not yet separated from Kalinga

SY2012-2014: EBEIS March 4, 2016
 SY2015-2016: EBEIS Nov. 8, 2016
 SY2016-2017: EBEIS Nov. 6, 2017

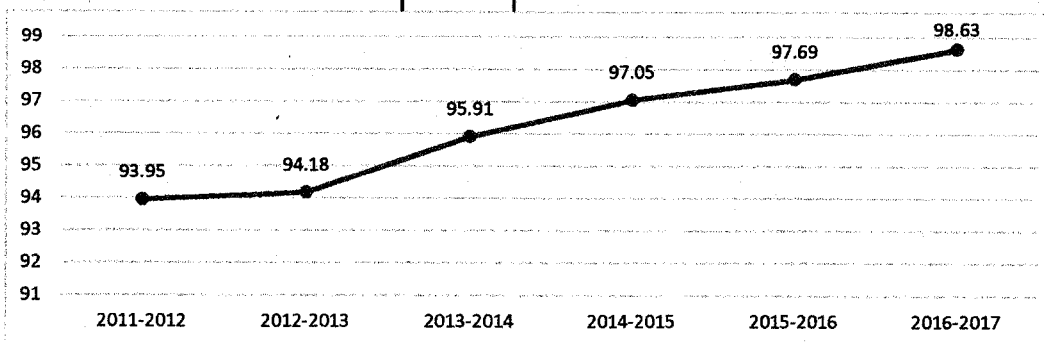


RETENTION RATES

ELEMENTARY

DIVISION	PUBLIC						PRIVATE						COMBINED					
	SY2011-12	SY2012-13	SY2013-14	SY2014-15	SY2015-16	SY2016-17	SY2011-12	SY2012-13	SY2013-14	SY2014-15	SY2015-16	SY2016-17	SY2011-12	SY2012-13	SY2013-14	SY2014-15	SY2015-16	SY2016-17
Abra	94.77	96.49	97.19	99.23	98.77	99.24	94.54	98.31	98.73	98.40	96.59	96.16	94.76	96.60	97.28	99.18	98.64	99.06
Apayao	88.63	90.16	94.39	95.61	96.61	97.32	0.00	0.00	115.79	96.92	100.00	96.23	88.63	90.27	94.43	95.62	96.63	97.31
Baguio City	96.31	96.45	98.93	97.23	100.25	99.66	114.19	99.18	83.51	99.15	93.39	96.59	101.61	97.34	93.95	97.77	98.26	98.79
Benguet	92.92	93.29	97.29	98.14	98.51	99.87	94.86	95.15	94.37	97.54	94.19	95.17	93.11	93.53	96.97	98.08	98.03	99.35
Ifugao	92.46	93.86	96.43	94.83	95.76	97.75	0.00	80.63	316.28	99.36	72.89	288.29	93.00	93.78	96.82	94.85	95.61	98.62
Kalinga	88.74	90.70	94.74	94.73	97.69	96.02	92.59	95.42	105.84				88.90	90.90	95.24	94.73	97.69	96.02
Mt. Province	92.40	94.19	96.70	96.76	98.01	99.14	107.20	93.12	100.68	97.17	75.79	104.24	92.77	94.16	96.82	96.77	97.27	99.28
Tabuk City				96.27	98.04	99.39				91.36	103.23	87.10				95.80	98.53	98.20
CAR	92.55	93.73	96.70	96.93	98.13	98.83	107.23	97.85	89.34	98.08	93.84	96.79	93.95	94.18	95.91	97.05	97.69	98.63

■ No elementary private schools in Kalinga

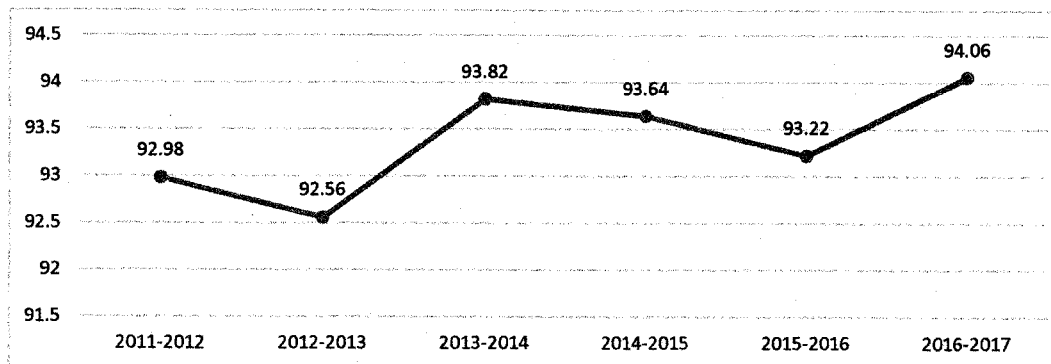


SECONDARY

DIVISION	PUBLIC						PRIVATE						COMBINED					
	SY2011-12	SY2012-13	SY2013-14	SY2014-15	SY2015-16	SY2016-17	SY2011-12	SY2012-13	SY2013-14	SY2014-15	SY2015-16	SY2016-17	SY2011-12	SY2012-13	SY2013-14	SY2014-15	SY2015-16	SY2016-17
Abra	93.41	93.42	94.08	94.23	94.15	99.83	93.54	93.95	95.68	94.05	96.52	93.25	93.45	93.59	94.61	94.17	94.90	97.67
Apayao	88.32	90.44	93.10	92.72	92.97	93.09	87.36	89.75	90.19	88.90	91.75	87.07	88.15	90.33	92.62	92.13	92.80	92.25
Baguio City	91.75	91.51	94.13	93.35	93.74	92.73	102.19	99.23	97.32	97.01	96.94	97.91	95.10	94.09	95.20	94.57	94.78	94.36
Benguet	96.36	92.60	92.75	95.13	91.85	96.93	92.94	93.09	92.69	93.12	91.31	91.10	95.42	92.73	92.73	94.57	91.71	95.36
Ifugao	87.83	90.61	90.63	90.47	87.51	91.29	93.71	101.66	82.85	97.66	91.41	87.69	89.40	93.85	88.34	92.48	88.61	90.24
Kalinga	90.93	90.28	101.85	93.15	95.00	93.56	96.28	91.27	91.31	88.62	92.96	83.72	92.25	90.54	98.98	92.02	94.52	91.33
Mt. Province	90.44	89.91	91.28	93.76	93.20	91.85	91.41	91.41	91.30	90.13	90.20	96.98	90.59	90.14	91.29	93.22	92.78	92.52
Tabuk City				91.90	96.29	93.90				92.31	95.03	94.29				92.01	95.96	94.00
CAR	91.96	91.46	94.12	93.42	92.89	94.45	95.77	95.46	93.05	94.23	94.14	92.98	92.98	92.56	93.82	93.64	93.22	94.06

■ Tabuk City not yet separated from Kalinga

SY 2012-2014: EBEIS April 29, 2016
 SY2015-2016: EBEIS Nov. 8, 2016
 SY2016-2017: EBEIS Nov. 6, 2017




SCHOOL LEAVER RATES

ELEMENTARY

DIVISION	PUBLIC and SUC						PRIVATE						COMBINED					
	SY2011-12	SY2012-13	SY2013-14	SY2014-15	SY2015-16	SY2016-17	SY2011-12	SY2012-13	SY2013-14	SY2014-15	SY2015-16	SY2016-17	SY2011-12	SY2012-13	SY2013-14	SY2014-15	SY2015-16	SY2016-17
Abra	4.48	2.71	2.51	0.47	1.15	0.60	4.32	2.02	1.96	1.68	3.41	3.79	4.54	2.65	2.44	0.52	1.28	0.70
Apayao	9.74	7.95	4.63	4.32	3.22	2.29	NDA	1.00	NDA	5.95	2.63	5.18	9.74	7.95	4.58	4.32	3.20	2.29
Baguio City	1.89	2.24	1.07	2.72	0.45	0.25	0.00	1.94	16.50	1.42	11.87	3.35	0.14	1.99	5.81	1.78	3.35	1.15
Benguet	5.79	5.46	2.49	1.74	1.42	0.16	4.38	4.92	4.95	1.73	5.73	4.34	5.65	5.41	2.75	1.81	1.90	0.43
Ifugao	6.28	5.04	2.49	4.90	3.95	1.71	NDA	24.29	12.99	5.34	27.11	0.00	6.28	5.14	2.56	4.88	4.10	0.51
Kalinga	9.60	5.76	5.11	5.22	1.88	3.74	7.22	3.98	4.02				9.50	5.66	4.61	5.22	1.88	3.74
Mt. Prov.	6.76	5.25	3.07	3.14	1.47	0.29	0.18	6.44	1.54	4.94	24.21	0.00	6.41	5.28	2.96	3.12	2.52	0.17
Tabuk City				3.67	1.64	0.45				26.39	3.71	12.62			5.86	1.38	1.87	
CAR	6.21	5.10	2.88	2.95	1.75	0.89	0.00	2.16	10.99	2.51	10.81	3.01	4.91	4.79	3.75	2.97	1.90	1.11

No elementary private schools in Kalinga

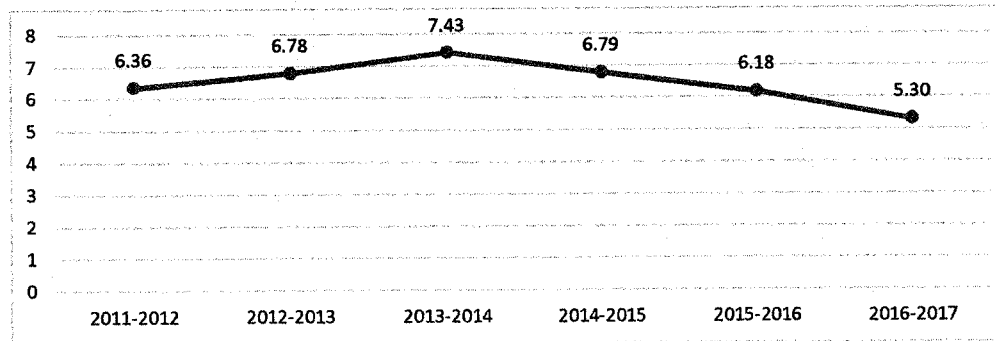


SECONDARY

DIVISION	PUBLIC and SUC						PRIVATE						COMBINED						
	SY2011-12	SY2012-13	SY2013-14	SY2014-15	SY2015-16	SY2016-17	SY2011-12	SY2012-13	SY2013-14	SY2014-15	SY2015-16	SY2016-17	SY2011-12	SY2012-13	SY2013-14	SY2014-15	SY2015-16	SY2016-17	
Abra	6.25	6.24	5.59	5.56	5.71	1.19	6.45	6.04	4.33	5.16	1.19	3.49	6.48	6.33	6.17	5.18	5.96	5.01	1.75
Apayao	10.84	8.72	7.25	7.17	6.89	6.22	9.47	10.27	9.87	11.42	8.25	12.78	11.16	8.98	7.67	7.92	7.08	7.14	
Baguio City	7.12	7.56	5.41	6.52	5.98	6.44	0.10	0.30	2.54	3.02	2.48	1.94	4.07	5.18	4.46	5.46	4.85	5.05	
Benguet	2.15	7.13	13.54	4.62	7.82	2.30	6.70	6.54	6.99	5.94	8.40	6.25	3.80	6.97	11.82	5.57	7.98	4.00	
Ifugao	11.61	8.41	9.71	9.43	12.21	7.76	4.61	0.32	28.85	23.39	8.31	9.03	10.16	5.41	15.81	7.59	11.12	8.99	
Kalinga	8.35	8.82	0.84	19.02	4.77	6.10	2.32	8.54	8.72	11.95	7.16	16.21	7.17	8.75	1.75	17.62	5.33	8.39	
Mt. Prov.	8.43	7.98	5.27	6.12	6.59	6.91	8.63	8.62	8.79	8.20	9.67	1.64	8.47	8.10	6.57	6.86	7.03	4.14	
Tabuk City				4.59	0.00	5.65				8.09	5.02	5.42			3.58	0.13	5.58		
CAR	7.20	7.70	7.00	6.87	6.39	4.75	4.04	4.33	8.54	6.12	5.61	6.78	6.36	6.78	7.43	6.79	6.18	5.30	

Tabuk City not yet separated from Kalinga

SY2012-2014: EBEIS March 4, 2016
 SY2015-2016: EBEIS Nov. 8, 2016
 SY2016-2017: EBEIS Nov. 6, 2017

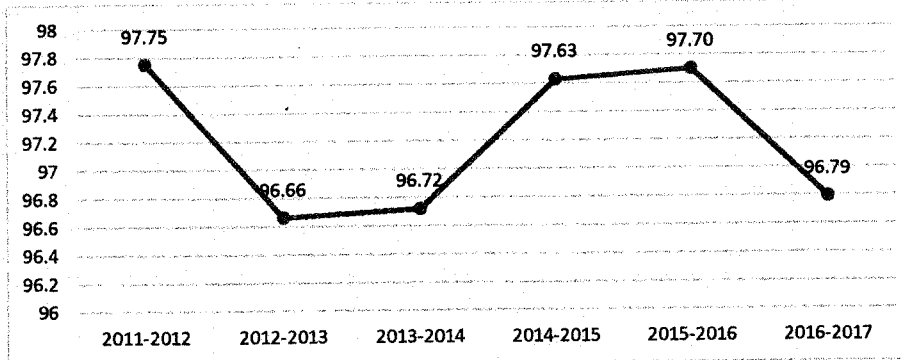


TRANSITION RATES

ELEMENTARY

DIVISION	PUBLIC						PRIVATE						COMBINED					
	SY2011-12	SY2012-13	SY2013-14	SY2014-15	SY2015-16	SY2016-17	SY2011-12	SY2012-13	SY2013-14	SY2014-15	SY2015-16	SY2016-17	SY2011-12	SY2012-13	SY2013-14	SY2014-15	SY2015-16	SY2016-17
ABRA	97.42	97.07	97.13	98.89	98.80	98.28	92.75	104.30	100.59	99.15	93.68	96.30	97.13	97.44	97.33	98.91	98.48	98.17
APAYAO	94.69	94.54	96.67	96.10	97.49	95.48	0.00	0.00	0.00	0.00	104.55	91.30	94.69	94.54	96.67	96.10	97.54	95.45
BAGUIO CITY	98.29	99.18	99.93	96.90	100.12	98.54	114.66	99.96	83.06	100.18	93.11	89.31	103.17	99.44	94.49	97.85	98.12	95.95
BENGUET	96.85	95.55	98.07	99.12	98.68	98.14	94.35	94.15	94.10	98.97	95.20	95.61	96.63	95.41	97.68	99.11	98.31	97.88
IFUGAO	96.97	95.48	97.52	96.64	95.29	96.67	0.00	164.71	116.67	107.14	75.00	338.89	97.62	95.75	97.62	96.70	95.14	97.56
KALINGA	94.95	95.19	96.21	93.71	97.57	95.74	97.52	94.85	97.40				95.07	95.18	96.27	93.71	97.57	95.74
MT. PROVINCE	96.05	97.28	98.13	97.81	97.39	97.40	106.80	98.00	97.14	96.55	88.10	106.19	96.33	97.30	98.10	97.77	97.07	97.61
TABUK CITY				97.02	98.86	98.92				93.25	95.26	55.47				96.69	98.55	93.75
CAR	96.62	96.38	97.76	97.44	98.17	97.59	107.98	98.97	88.10	99.33	93.53	89.43	97.75	96.66	96.72	97.63	97.70	96.79

■ No elementary private schools in Kalinga



SECONDARY

DIVISION	PUBLIC						PRIVATE						COMBINED					
	SY2011-12	SY2012-13	SY2013-14	SY2014-15	SY2015-16	SY2016-17	SY2011-12	SY2012-13	SY2013-14	SY2014-15	SY2015-16	SY2016-17	SY2011-12	SY2012-13	SY2013-14	SY2014-15	SY2015-16	SY2016-17
ABRA	68.47	71.05	71.33	69.19	69.76	70.18	0.00	492.07	501.89	550.00	512.84	497.95	68.47	98.10	98.09	95.56	96.65	95.72
APAYAO	85.62	82.80	82.33	88.44	84.98	82.00	0.00	0.00	0.00	0.00	0.00	0.00	85.62	99.18	97.64	101.06	99.36	93.76
BAGUIO CITY	104.81	102.49	103.65	106.08	107.65	102.97	0.00	99.16	96.63	109.74	105.39	106.94	104.81	101.35	101.22	107.18	106.97	104.18
BENGUET	74.81	82.65	74.92	77.09	77.65	76.10	0.00	276.62	297.74	256.75	253.04	237.66	74.81	101.05	94.80	94.94	94.84	92.67
IFUGAO	61.67	71.15	66.43	70.04	64.60	66.90	0.00	13210.00	10640.00	6481.25	4419.23	5109.09	61.67	104.17	93.07	94.99	91.71	92.92
KALINGA	76.61	75.01	75.40	65.94	67.03	64.41	0.00	651.79	580.53	0.00	0.00	0.00	76.61	98.81	98.83	86.56	86.33	84.51
MT. PROVINCE	82.72	85.56	84.60	85.73	87.84	83.63	0.00	558.89	501.90	508.00	327.56	510.99	82.72	97.72	96.67	97.36	96.44	94.74
TABUK CITY				86.14	90.55	85.10				185.07	289.02	228.06				100.58	110.98	103.03
CAR	77.34	81.85	79.75	81.29	81.33	79.20	0.00	245.52	234.30	239.22	243.60	236.67	77.34	100.28	97.43	98.07	98.28	95.95

■ Tabuk City not yet separated from Kalinga

EBEIS Nov. 10, 2016

SY2016-2017: EBEIS Nov. 6, 2017

