




Republic of the Philippines  
**Department of Education**  
CORDILLERA ADMINISTRATIVE REGION



5 February 2025

**REGIONAL MEMORANDUM**

No. 090.2025

**FIRST ADVISORY FOR THE IMPLEMENTATION OF THE SCHOOL-BASED FEEDING PROGRAM (SBFP) FOR FY 2025**

To: Assistant Regional Director  
Schools Division Superintendents  
SBFP Focal Persons  
All Others Concerned

1. This Office disseminates OM-OUOPS-2024-09-10424 entitled First Advisory for the Implementation of the School-Based Feeding Program (SBFP) for FY 2025.
2. The first advisory for SBFP implementation for FY 2025 provides updates and new instructions on the following:
  - a. Revised target beneficiaries for Milk
  - b. Revised number of feeding days
  - c. Removal of Service fee for the coordination with the National Dairy Authority (NDA) and Philippine Carabao Center (PCC)
  - d. Guidelines for the conduct of feeding during the National Learning Camp
  - e. Inclusion of Brown Rice in the options for Nutritious Food Products (NFP)
  - f. Technical Specifications for NFP and Milk
  - g. Reiteration of the scope of work of hired Contract of Service (COS) employees at the Regional (ROs) and Schools Division Offices (SDOs)
3. Enclosed is a copy of OM-OUOPS-2024-09-10424 for your reference.
4. For concerns and clarifications, please contact Georgina C. Ducayso, ESSD Chief Education Supervisor through email [car.essd@deped.gov.ph](mailto:car.essd@deped.gov.ph) or Diane B. Joaquin, Nutritionist Dietitian II through email [diane.joaquin@deped.gov.ph](mailto:diane.joaquin@deped.gov.ph).
5. Immediate dissemination of and compliance with this Memorandum is desired.

**ESTELA P. LEON-CARIÑO EdD, CESO III**  
Director IV/ Regional Director

Encl. as stated

ESSD/GCD/dbj/aal/ 1<sup>st</sup> advisory for SBFP implementation FY 2025  
January 30, 2025



Address: DepEd-CAR Compound, Wangal, La Trinidad, Benguet, 2601  
Telephone No: (074) 422 - 1318  
Email Address: [car@deped.gov.ph](mailto:car@deped.gov.ph)



DepEd Tayo Cordillera



<https://depedcar.ph>





Republic of the Philippines  
Department of Education



09-10424

### ROUTING SLIP

This document has been encoded in the DepEd - Document Management System and routed to the appropriate office/s with the following information:

Sender: **BLSS J.Liquigan**  
 Subject: **1st Advisory for the implementation of the School-Based Feeding Program (SBFP) FY 2025**  
 Document Code: **CO-BLSS1-2024-12-1569**  
 Date and Time Added: **2024-DEC-06 11:50:58 AM**  
 Created by: **BLSS - School Health Division**



To ensure the traceability and continuity of the document, kindly update all actions taken using the same document code.

DATE (y-m-d)	FROM (Please indicate Name, Position and Office)	FOR (Please indicate Name, Position and Office)	NOTES / RECOMMENDATION / INSTRUCTION	RECEIVED BY (Please indicate Name, Office, Date and Time)
24-12-6	SHD	BLSS-OD	FOR APPROVAL	Anina 06 DEC 2024 3:55 pm 
24-12-16	BLSS-OD	BLSS-SHD	For Pullout	TOP 12/16/24 OPERATIONS - BLSS <b>RECEIVED</b>
12-10	SHD	OASOPS	FOR APPROVAL	By: Anina DEPARTMENT OF EDUCATION OFFICE OF THE UNDERSECRETARY FOR OPERATIONS <b>RECEIVED</b>
DEC 12 2024	OASOPS-LSS	OWOPS	FOR APPROVAL	BY: Anina TIME: 7:56 DOC. #
	SHD	SIGANTO/OWOPS		Elfather Ramos, LPT Date: 12-16-24 Time: 9:38am

OFFICE OF THE UNDERSECRETARY FOR OPERATIONS  
**RELEASED**  
 DATE: 12/13/24 TIME: 3:30 PM  
 NAME: [Signature]  
 GOVERNANCE AND FIELD OPERATIONS

03783



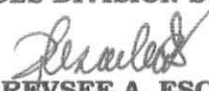
Republika ng Pilipinas  
Department of Education


OFFICE OF THE UNDERSECRETARY FOR OPERATIONS

MEMORANDUM

OM-OUOPS-2024-09-10424

FOR : REGIONAL DIRECTORS  
SCHOOLS DIVISION SUPERINTENDENTS

FROM :   
ATTY. REVSEE A. ESCOBEDO  
Undersecretary for Operations

  
DR. DEXTER A. GALBAN  
Assistant Secretary for Operations

SUBJECT : 1ST ADVISORY FOR THE IMPLEMENTATION OF THE  
SCHOOL-BASED FEEDING PROGRAM (SBFP) FY 2025

DATE : December 5, 2024

This Advisory provides new instructions regarding the implementation of the School-Based Feeding Program (SBFP) for Fiscal Year (FY) 2025. The following updates and instructions are hereby issued:

**1. Revised Target Beneficiaries for Milk**

The target beneficiaries for milk shall cover **ONLY** all kindergarten beneficiaries and severely wasted and wasted Grades 1-3 learners. If there is still excess, include the secondary beneficiaries as stated in D.O. No. 31, s. 2021. The priority of targeting all kindergarten is to develop their milk drinking habit at their age and be provided with the nourishment needed for their maximum growth potential. Attached is the Revised Breakdown of Funds for ready reference.

**2. Revised Number of Feeding days**

The number of feeding days for **Hot meals/NFP** shall be **120 days** while for the **Milk** shall be **15 days**. The revision of the number of feeding days are adjusted with the universal feeding of kindergarten.

**3. Removal of Service Fee for the Coordination with the National Dairy Authority (NDA) and Philippine Carabao Center (PCC)**

Starting **SY 2024-2025**, the DepEd will no longer pay Service Fee to NDA and PCC as discussed and agreed upon during the meeting with NDA and PCC in the Senate of the Philippines.

**4. Guidelines for the Conduct of Feeding During the National Learning Camp**

a. Priority shall be given to all W/SW Kindergarten to Grade 6 Learners.



Room 101, Rizal Building, DepEd Complex, Meralco Avenue, Pasig City 1600  
Telephone Nos.: (02) 8633-5313; (02) 8631-8492  
Email Address: [oure@deped.gov.ph](mailto:oure@deped.gov.ph) | Website: [www.deped.gov.ph](http://www.deped.gov.ph)

Doc. Ref. Code	DM-OUOPS	Rev	01
Effectivity	03.23.23	Page	1 of 2



D3783

- b. In case of excess of funds following a, beneficiaries may include all Kindergarten learners in schools with the highest number of W/SW learners based on percentage (%) of enrollment.
- c. In case of excess of funds following a, and b, beneficiaries may include all other learners who participate in the National Learning Camps.
- d. In case of excess of funds following a, b, and c, SDOs may extend the number of feeding days or do double feeding.

**5. Inclusion of Brown Rice in the Options for Nutritious Food Products (NFP)**

In addition to Iron-Fortified Rice (IFR), Brown Rice will be served once a week to support local rice producers (e.g. every Monday). The provision of brown rice-based NFPs, such as the Brown Rice Nutty Fruity Bar developed by DOST-FNRI and other similar products, is strongly encouraged.

Both IFR and Brown Rice are **required** to be served either as part of hot meals or as stand-alone commodities when NFPs are distributed, unless supply availability is limited, as confirmed by a market survey conducted by the SDO.

When distributed as an NFP, each pack must contain 250 grams of IFR or BR. For hot meals, 85 grams of IFR or BR per serving is required, to be cooked on-site at the school and served with an appropriate viand.

**6. Technical Specifications for NFP and Milk**

Attached for ready reference are the Technical Specifications for NFP and Milk for SY 2025-2026.

**7. Reiteration of the Scope of Work of Hired Contract of Service (CoS) Employees at the Regional (ROs) and Schools Division Offices (SDOs)**

All ROs and SDOs are reminded to adhere to the Terms of Reference (TOR) for the Hiring of COS, particularly that their tasks should be specific to the SBFP and other Nutrition and Hygiene Programs such as the Water, Sanitation, and Hygiene in Schools (WASH) and Nutrition Sensitive Programs.

For further inquiries or clarification, please contact Dr. Maria Corazon C. Dumlao, Ms. Magdalene Portia T. Cariaga, or Ms. Mei-Ling V. Duhig, BLSS-SHD, at cell phone numbers 09175620849 or 09993056058, tel. no. 8632-9935/or via email at [sbfp@deped.gov.ph](mailto:sbfp@deped.gov.ph).

Your attention and strict adherence to this advisory is highly appreciated.



Room 101, Rizal Building, DepEd Complex, Meralco Avenue, Pasig City 1600  
 Telephone Nos.: (02) 8633-5313; (02) 8631-8492  
 Email Address: [oure@deped.gov.ph](mailto:oure@deped.gov.ph) | Website: [www.deped.gov.ph](http://www.deped.gov.ph)

Doc. Ref. Code	DM-OJOPS	Rev	01
Effectivity	03.23.23	Page	2 of 2



DEPARTMENT OF EDUCATION								
SCHOOL-BASED FEEDING PROGRAM (SBFP) PROPOSAL FOR FY 2025 - ADDITIONAL 200M								
SUMMARY BY SDO LEVEL (NATIONAL DATA)								
SDO	All Kinder + Non Graded + G1-G6 (SW & W)	Cost of Hot Meals/HFP (P25.00 for 120 days)	All Kinder + Non Graded + G1-G3 (SW & W)	Cost of Milk (P22.00 for 15 days)	Total (Hot Meals + Milk)	PSF (E*3.2% + 800,000 (CO+RO+SDO))	TOTAL	Additional Milk for 200M
						316,745,383.00	316,745,383.00	
						800,000	800,000	
Region I								
Alaminos City	2,852	8,556,000	2,277	751,410	9,307,410	307,145	9,614,555	150,282
Batac City	1,161	3,483,000	960	316,800	3,799,800	125,393	3,925,193	63,360
Candon City	1,213	3,639,000	992	327,360	3,966,360	130,890	4,097,250	65,472
Dagupan City	6,108	18,324,000	4,708	1,553,640	19,877,640	655,962	20,533,602	310,728
Ilocos Norte	9,086	27,258,000	7,402	2,442,660	29,700,660	980,122	30,680,782	488,532
Ilocos Sur	12,521	37,563,000	10,248	3,381,840	40,944,840	1,351,180	42,296,020	676,368
La Union	17,169	51,507,000	13,354	4,406,820	55,913,820	1,845,156	57,758,976	881,364
Laosaj City	2,639	7,917,000	2,068	682,440	8,599,440	283,782	8,883,222	136,488
Pangasinan I, Lingayen	48,065	144,195,000	36,496	12,043,680	156,238,680	5,155,876	161,394,556	2,408,736
Pangasinan II, Binalonan	41,484	124,452,000	30,880	10,190,400	134,642,400	4,443,199	139,085,599	2,038,080
San Carlos City	7,146	21,438,000	5,625	1,856,250	23,294,250	768,710	24,062,960	371,250
San Fernando City	2,679	8,037,000	2,174	717,420	8,754,420	288,896	9,043,316	143,484
Urdaneta City	3,665	10,995,000	2,981	983,730	11,978,730	395,298	12,374,028	196,746
Vigan City	918	2,754,000	755	249,150	3,003,150	99,104	3,102,254	49,530
TOTAL	156,706	470,118,000	120,920	39,903,600	510,021,600	17,680,713	527,652,313	7,980,720
Region II						800,000	800,000	
Batanes	389	1,167,000	341	112,530	1,279,530	42,224	1,321,754	22,506
Cagayan	28,656	85,968,000	23,367	7,711,110	93,679,110	3,091,411	96,770,521	1,542,222
Catuyan City	4,856	14,568,000	3,992	1,317,360	15,885,360	524,217	16,409,577	263,472
City of Ilagan	3,877	11,631,000	3,195	1,054,350	12,685,350	418,617	13,103,967	210,870
Isabela	39,096	117,285,000	30,242	9,979,860	127,264,860	4,199,839	131,464,699	1,995,972
Nueva Vizcaya	11,899	35,697,000	10,457	3,450,810	39,147,810	1,291,878	40,439,688	660,162
Quirino	4,942	14,826,000	4,293	1,416,690	16,242,690	536,009	16,778,699	283,338
Santiago City	3,977	11,991,000	3,379	1,115,070	13,106,070	432,500	13,538,570	223,014
Tuguegarao City	4,075	12,285,000	3,490	1,151,700	13,436,700	443,411	13,880,111	230,340
TOTAL	101,807	305,421,000	82,756	27,809,480	332,730,480	11,780,106	344,510,586	5,461,896
Region III						800,000	800,000	
Angeles City	15,102	45,306,000	12,219	4,032,270	49,338,270	1,628,163	50,966,433	806,454
Aurora	6,464	19,392,000	5,421	1,788,930	21,180,930	693,971	21,874,901	357,786
Balanga City	2,491	7,473,000	2,049	676,170	8,149,170	268,923	8,418,093	135,234
Bataan	24,955	74,865,000	20,100	6,633,000	81,498,000	2,689,434	84,187,434	1,326,600
Bulacan	64,178	192,534,000	54,743	18,065,190	210,599,190	6,949,773	217,548,963	3,613,038
Cabanatuan City	9,798	29,394,000	7,824	2,581,920	31,975,920	1,055,205	33,031,125	516,384
City of San Jose Del Monte	22,702	68,106,000	17,660	5,827,800	73,933,800	2,439,815	76,373,615	1,165,560
Gapan City	3,711	11,133,000	2,994	988,020	12,121,020	399,994	12,521,014	197,604
Ibahalecan City	9,022	27,066,000	7,150	2,359,500	29,425,500	971,042	30,396,542	471,900
Malolos City	5,446	16,338,000	4,523	1,492,590	17,830,590	588,409	18,419,000	288,518
Meycauayan City	5,531	16,593,000	4,773	1,575,090	18,168,090	599,547	18,767,637	315,018
Nueva Ecija	43,587	130,764,000	35,562	11,735,460	142,499,460	4,702,383	147,201,843	2,347,092
Olongapo City	7,647	22,941,000	6,311	2,082,630	25,023,630	825,780	25,849,410	416,526
Pampanga	47,853	143,559,000	39,679	13,094,070	156,653,070	5,169,551	161,822,621	2,618,814
San Fernando City	9,582	28,746,000	7,586	2,503,380	31,249,380	1,031,230	32,280,610	500,676
San Jose City	4,602	13,806,000	3,677	1,213,410	15,019,410	495,641	15,515,051	242,682
Science City of Muñoz	2,851	8,553,000	2,147	708,510	9,261,510	305,630	9,567,140	141,702
Tarlac	37,357	112,071,000	29,134	9,614,220	121,685,220	4,015,612	125,700,832	1,922,844
Tarlac City	15,034	45,102,000	11,246	3,711,180	46,813,180	1,610,835	48,424,015	742,236
Zambales	25,049	75,147,000	19,688	6,497,040	81,644,040	2,694,253	84,338,293	1,299,408
TOTAL	362,962	1,088,886,000	294,486	97,180,380	1,186,066,380	39,940,191	1,226,006,571	19,436,076
Region IV-A						800,000	800,000	
Antipolo City	31,967	95,901,000	25,509	8,417,970	104,318,970	3,442,526	107,761,496	1,683,594
Bacoor City	12,786	38,358,000	10,701	3,531,330	41,889,330	1,382,348	43,271,678	706,266
Batangas	62,061	186,183,000	47,809	15,644,870	201,827,870	6,660,323	208,488,193	3,128,994
Batangas City	9,078	27,234,000	7,152	2,380,160	29,594,160	976,607	30,570,767	472,032
Binan City	10,370	31,110,000	8,343	2,751,190	33,861,190	1,117,485	34,978,675	550,838
Cabuyao City	7,911	23,733,000	6,438	2,124,540	25,857,540	853,299	26,710,839	424,908
Calamba City	15,982	47,946,000	13,220	4,362,600	52,308,600	1,726,184	54,034,784	872,520
Cavite	61,309	183,927,000	49,707	16,403,310	200,330,310	6,610,900	206,941,210	3,280,662
Cavite City	3,088	9,264,000	2,536	836,880	10,100,880	333,229	10,434,209	167,376
Dasmariñas City	18,229	54,687,000	14,793	4,881,690	59,568,690	1,965,767	61,534,457	976,358
General Trias City	11,024	33,072,000	9,135	3,014,550	36,086,550	1,190,856	37,277,406	602,910
Imus City	9,084	27,252,000	7,822	2,581,260	29,833,260	984,498	30,817,758	516,262
Laguna	40,163	120,489,000	30,840	10,177,200	130,666,200	4,311,985	134,978,185	2,035,440
Lipa City	11,388	34,164,000	9,296	3,067,680	37,231,680	1,228,645	38,460,325	613,536
Lucena City	11,783	35,349,000	9,009	2,972,970	38,321,970	1,264,625	39,586,595	594,594
Quezon	90,486	271,458,000	65,989	21,776,370	293,234,370	9,676,734	302,911,104	4,356,274
Rizal	80,836	242,508,000	65,186	21,511,380	264,019,380	8,712,640	272,732,020	4,302,276
San Pablo City	9,205	27,615,000	7,355	2,427,150	30,042,150	991,490	31,033,640	485,430
San Pedro City	9,143	27,429,000	7,283	2,403,390	29,832,390	984,469	30,816,859	480,678
Sta. Rosa City	9,844	29,532,000	8,083	2,667,390	32,199,390	1,062,580	33,261,970	533,478
Sto. Tomas City	3,416	10,248,000	3,416	1,127,280	11,375,280	375,384	11,750,664	225,456
Tanauan City	6,538	19,614,000	5,315	1,753,950	21,367,950	705,142	22,073,092	350,790
Tayabas City	2,968	8,904,000	2,412	795,960	9,699,960	320,099	10,020,059	159,192
TOTAL	528,660	1,585,980,000	416,949	137,593,170	1,723,573,170	57,677,915	1,781,251,085	27,518,634
Region IV-B						800,000	800,000	
Calapan City	4,327	12,981,000	3,455	1,140,150	14,121,150	465,998	14,587,148	226,030
Marinduque	8,244	24,732,000	6,628	2,187,240	26,919,240	888,335	27,807,575	437,446
Occidental Mindoro	28,669	86,097,000	21,322	7,036,260	93,133,260	3,073,398	96,206,658	1,407,252
Oriental Mindoro	37,901	113,703,000	28,568	9,427,440	123,130,440	4,063,305	127,193,745	1,885,488
Palawan	45,535	136,605,000	34,794	11,482,020	148,087,020	4,886,872	152,973,892	2,296,404
Puerto Princesa City	11,043	33,129,000	8,534	2,816,220	35,945,220	1,186,192	37,131,412	563,244
Romblon	10,431	31,293,000	7,854	2,591,820	33,884,820	1,118,199	35,003,019	518,364
TOTAL	146,180	438,540,000	111,155	36,681,150	475,221,150	16,482,299	491,703,449	7,336,230
Region V						800,000	800,000	
Albay	41,479	124,437,000	29,876	9,859,080	134,296,080	4,431,771	138,727,851	1,971,816
Camarines Norte	30,378	91,134,000	22,452	7,409,160	98,543,160	3,251,924	101,795,084	1,481,832
Camarines Sur	94,073	282,219,000	68,904	22,738,320	304,957,320	10,063,592	315,020,912	4,547,664
Catanduanes	12,392	37,176,000	9,207	3,038,310	40,214,310	1,327,072	41,541,382	607,662
Iriga City	4,052	12,156,000	3,087	1,018,710	13,174,710	434,765	13,609,475	203,742
Legaspi City	7,069	21,207,000	5,461	1,802,130	23,009,130	759,301	23,768,431	360,426
Ligao City	4,932	14,796,000	3,634	1,199,220	15,995,220	527,842	16,523,062	239,844
Mariketa	40,977	122,931,000	30,423	10,039,590	132,970,590	4,388,029	137,358,619	2,007,918
Mariketa City	4,364	13,092,000	3,420	1,128,600	14,220,600	469,280	14,689,880	226,720
Naga City	6,320	18,960,000	5,020	1,656,600	20,616,600	680,348	21,296,948	331,320
Sorsogon	25,418	76,254,000	19,696	6,4				



Cadiz City	6,003	18,009,000	4,558	1,504,140	19,513,140	643,934	20,157,074	300,828
Capit	24,557	73,671,000	17,792	5,871,360	79,542,360	2,624,898	82,167,258	1,174,272
Escalante City	3,710	11,130,000	2,817	929,610	12,059,610	397,967	12,457,577	185,822
Gumaras	4,258	12,774,000	3,456	1,140,480	13,914,480	459,178	14,373,658	228,096
Himamaylan City	5,340	16,020,000	3,960	1,306,800	17,326,800	571,784	17,898,584	261,360
Iloilo	60,564	181,692,000	45,921	15,153,930	196,845,930	6,495,916	203,341,846	3,030,788
Iloilo City	11,374	34,123,000	8,583	2,832,390	36,954,390	1,219,495	38,173,885	666,478
Kabankalan City	10,518	31,554,000	7,671	2,531,430	34,085,430	1,124,819	35,210,249	506,286
La Carlota City	2,309	6,927,000	1,749	577,170	7,504,170	247,638	7,751,808	115,434
Negros Occidental	52,662	152,888,000	39,950	13,183,500	171,169,500	5,648,594	176,818,094	2,638,700
Passi City	2,414	7,242,000	1,982	654,060	7,896,060	260,570	8,156,630	130,812
Roxas City	5,623	16,863,000	4,225	1,394,250	18,257,250	602,687	18,860,937	278,850
Sagay City	5,160	15,480,000	4,119	1,359,270	16,839,270	555,696	17,394,966	271,854
San Carlos City	4,972	14,916,000	3,923	1,294,590	16,210,590	534,949	16,745,539	258,918
Silay City	3,554	10,662,000	2,797	923,010	11,585,010	382,305	11,967,315	184,602
Sipalay City	2,972	8,916,000	2,380	785,400	9,701,400	320,146	10,021,546	157,080
Victorias City	3,306	9,918,000	2,581	851,730	10,769,730	355,401	11,125,131	170,349
<b>TOTAL</b>	<b>272,712</b>	<b>818,136,000</b>	<b>206,167</b>	<b>68,035,110</b>	<b>886,171,110</b>	<b>30,043,647</b>	<b>916,214,757</b>	<b>13,607,022</b>
<b>Region VII</b>						<b>800,000</b>	<b>800,000</b>	-
Balis City	3,661	10,983,000	2,761	911,130	11,894,130	392,506	12,286,636	182,228
Bayawan City	5,895	17,685,000	4,773	1,575,090	19,260,090	635,583	19,895,673	315,018
Bogo City	3,532	10,596,000	2,601	858,330	11,454,330	377,993	11,832,323	171,888
Bohol	37,761	113,283,000	29,809	9,836,970	123,119,970	4,062,959	127,182,929	1,987,394
Canlaon City	1,132	3,396,000	1,132	373,560	3,769,560	124,395	3,893,955	74,712
Corcar City	4,904	14,712,000	4,035	1,311,550	16,043,550	529,437	16,572,987	266,310
Cebu	70,770	212,310,000	57,621	19,014,930	231,324,930	7,633,723	238,958,653	3,802,988
Cebu City	27,570	82,710,000	21,765	7,182,450	89,892,450	2,966,451	92,858,901	1,436,490
City of Naga, Cebu	4,929	14,787,000	3,881	1,280,730	16,067,730	530,235	16,597,965	256,148
Danso City	5,919	17,757,000	4,476	1,477,080	19,234,080	634,725	19,868,805	295,418
Dumaguete City	3,222	9,666,000	2,665	879,450	10,545,450	348,000	10,893,450	175,090
Guiwangan City	8,393	25,179,000	6,041	1,993,530	27,172,530	896,693	28,069,223	398,705
Lapu-Lapu City	14,821	44,463,000	12,156	4,011,480	48,474,480	1,599,658	50,074,138	802,296
Mandaue City	9,028	27,084,000	7,350	2,425,500	29,509,500	973,814	30,483,314	485,100
Nagros Oriental	34,465	103,395,000	26,602	8,778,660	112,174,660	3,701,731	115,875,391	1,756,732
Siquijor	1,999	5,997,000	1,731	571,230	6,568,230	216,752	6,784,982	114,246
Tagbilaran City	2,397	7,191,000	1,932	637,560	7,828,560	258,342	8,086,902	127,512
Talibay City	8,988	26,994,000	7,108	2,345,640	29,339,640	968,208	30,307,848	469,128
Tanjay City	3,662	10,986,000	3,026	998,580	11,984,580	395,491	12,380,071	199,716
Toledo City	7,474	22,422,000	6,249	2,062,170	24,484,170	807,878	25,292,148	412,434
<b>TOTAL</b>	<b>260,532</b>	<b>781,596,000</b>	<b>207,714</b>	<b>68,545,620</b>	<b>850,141,620</b>	<b>28,854,674</b>	<b>878,996,294</b>	<b>13,709,124</b>
<b>Region VIII</b>						<b>800,000</b>	<b>800,000</b>	-
Baybay City	3,851	11,553,000	2,900	957,000	12,510,000	412,830	12,922,830	191,400
Biliran	6,025	18,075,000	4,964	1,638,120	19,713,120	650,533	20,363,653	327,624
Borongan City	2,044	6,132,000	1,691	558,030	6,690,030	220,771	6,910,801	111,608
Calbayog City	7,320	21,960,000	5,802	1,914,660	23,874,660	787,864	24,662,524	382,932
Catbalogan City	4,392	13,176,000	3,420	1,128,600	14,304,600	477,052	14,776,652	225,720
Eastern Samar	12,017	36,051,000	10,046	3,315,180	39,366,180	1,299,084	40,665,264	663,036
Leyte	59,190	177,570,000	44,673	14,742,090	192,312,090	6,346,299	198,658,389	2,944,418
Mausil City	1,627	4,881,000	1,366	450,780	5,331,780	175,949	5,507,729	90,156
Northern Samar	23,426	70,278,000	18,469	6,094,770	76,372,770	2,520,301	78,893,071	1,218,954
Ormoc City	9,092	27,276,000	6,830	2,263,900	29,539,900	974,487	30,504,387	460,780
Samar (Western Samar)	22,058	66,174,000	16,763	5,531,790	71,706,790	2,366,291	74,072,081	1,106,358
Southern Leyte	7,866	23,598,000	6,532	2,155,560	25,753,560	849,867	26,603,427	431,112
Tacloban City	8,225	24,675,000	6,423	2,119,590	26,794,590	884,221	27,678,811	423,918
<b>TOTAL</b>	<b>167,133</b>	<b>501,999,000</b>	<b>129,879</b>	<b>42,860,070</b>	<b>544,259,070</b>	<b>18,760,549</b>	<b>563,019,619</b>	<b>8,572,014</b>
<b>Region IX</b>						<b>800,000</b>	<b>800,000</b>	-
Dapitan City	2,659	7,977,000	2,131	703,230	8,680,230	286,448	8,966,678	140,648
Dipolog City	3,814	11,442,000	3,096	1,021,680	12,463,680	411,301	12,874,981	204,336
Isabela City	5,383	16,149,000	4,084	1,347,720	17,496,720	577,392	18,074,112	269,544
Pagadian City	6,792	20,376,000	5,445	1,796,850	22,172,850	731,704	22,904,554	359,370
Zamboanga City	42,023	126,069,000	33,896	11,183,680	137,252,680	4,529,404	141,784,084	2,237,136
Zamboanga del Norte	34,816	104,448,000	28,708	9,473,640	113,921,640	3,759,414	117,681,054	1,894,728
Zamboanga del Sur	33,264	99,792,000	25,794	8,512,020	108,304,020	3,574,033	111,878,053	1,702,404
Zamboanga Sibugay	27,199	81,597,000	21,125	6,971,250	88,568,250	2,922,752	91,491,002	1,394,250
<b>TOTAL</b>	<b>155,950</b>	<b>467,850,000</b>	<b>124,279</b>	<b>41,012,070</b>	<b>508,862,070</b>	<b>17,592,448</b>	<b>526,454,618</b>	<b>8,202,414</b>
<b>Region X</b>						<b>800,000</b>	<b>800,000</b>	-
Bukidnon	41,427	124,281,000	34,844	11,498,520	135,779,520	4,480,724	140,260,244	2,299,704
Cagayan de Oro City	23,827	71,481,000	18,798	6,203,340	77,684,340	2,563,583	80,247,923	1,240,668
Camiguin	2,380	7,140,000	1,955	645,150	7,785,150	256,910	8,042,060	120,030
El Salvador	1,510	4,530,000	1,252	413,160	4,943,160	163,124	5,106,284	82,632
Gingoog City	5,001	15,003,000	3,984	1,314,720	16,317,720	538,485	16,856,205	262,944
Iligan City	13,693	41,079,000	10,746	3,546,180	44,625,180	1,472,631	46,097,811	709,238
Lanao del Norte	25,366	76,098,000	20,690	6,827,700	82,925,700	2,736,548	85,662,248	1,365,540
Malaybalay City	6,009	18,027,000	5,161	1,703,130	19,730,130	651,094	20,381,224	340,628
Misamis Occidental	11,641	34,923,000	8,984	2,964,720	37,887,720	1,250,295	39,138,015	602,944
Misamis Oriental	25,505	76,515,000	20,556	6,783,480	83,298,480	2,748,850	86,047,330	1,356,090
Oroquieta City	2,229	6,687,000	1,690	557,700	7,244,700	239,075	7,483,775	111,540
Ozamis City	3,805	11,415,000	3,113	1,027,290	12,442,290	410,586	12,852,876	205,458
Tangub City	2,334	7,002,000	1,853	611,490	7,613,490	251,745	7,865,235	122,298
Valencia City	6,411	19,233,000	5,463	1,802,790	21,035,790	694,161	21,729,971	380,558
<b>TOTAL</b>	<b>171,138</b>	<b>513,414,000</b>	<b>139,089</b>	<b>45,899,370</b>	<b>559,313,370</b>	<b>19,257,341</b>	<b>578,570,711</b>	<b>9,179,874</b>
<b>Region XI</b>						<b>800,000</b>	<b>800,000</b>	-
Davao City	60,079	180,237,000	47,649	15,724,170	195,961,170	6,466,719	202,427,889	3,144,834
Davao De Oro	24,247	72,741,000	20,083	6,627,390	79,368,390	2,619,157	81,987,547	1,325,478
Davao del Norte	17,740	53,220,000	14,544	4,799,520	58,019,520	1,914,644	59,934,164	959,904
Davao del Sur	15,743	47,229,000	12,644	4,172,520	51,401,520	1,696,250	53,097,770	834,604
Davao Occidental	13,303	39,909,000	10,766	3,552,780	43,461,780	1,434,239	44,896,019	710,556
Davao Oriental	18,580	55,740,000	14,628	4,827,240	60,567,240	1,998,719	62,565,959	965,448
Digos City	5,979	17,937,000	4,914	1,621,620	19,558,620	645,434	20,204,054	324,324
Island Garden City of Samal	4,045	12,135,000	3,252	1,073,160	13,208,160	435,869	13,644,029	214,632
Mati City	5,580	16,740,000	4,598	1,517,340	18,257,340	602,492	18,859,832	303,488
Panabo City	5,769	17,307,000	4,885	1,612,050	18,919,050	624,329	19,543,379	322,410
Tagum City	7,647	22,941,000	6,363	2,099,790	25,040,790	826,346	25,867,136	419,958
<b>TOTAL</b>	<b>178,712</b>	<b>536,136,000</b>	<b>144,326</b>	<b>47,627,580</b>	<b>583,763,580</b>	<b>20,064,198</b>	<b>603,827,778</b>	<b>9,525,516</b>
<b>Region XII</b>						<b>800,000</b>	<b>800,000</b>	-
General Santos City	25,050	75,150,000	19,533	6,445,890	81,595,890	2,692,644	84,288,534	1,289,178
Kidapawan City	5,551	16,653,000	4,347	1,434,510	18,087,510	596,888	18,684,398	286,902
Koronadal City	7,013	21,039,000	5,128	1,692,240	22,731,240	750,131	23,481,371	336,446
North Cotabato	43,593	130,779,000	34,672	11,435,160	142,214,160	4,693,067	146,907,227	2,287,032
Sarangani	27,879	83,637,000	21,651	7,151,430	90,788,430	2,996,018	93,784,448	1,430,286
South Cotabato	26,065	78,195,000	21,029	6,939,570	85,134,570	2,809,441	87,944,011	1,387,914
Sultan Kudarat	25,197	75,591,000	19,616	6,473,280	82,064,280	2,708,121	84,772,401	1,294,656
Tacurong City	3,366	10,098,000	2,625	866,250	10,964,250	361,820	11,326,070	173,250
<b>TOTAL</b>	<b>163,714</b>	<b>491,142,000</b>	<b>128,601</b>	<b>42,430,390</b>	<b>533,580,390</b>	<b>18,488,150</b>	<b>551,988,480</b>	<b>8,487,666</b>
<b>CARAGA</b>						<b>80</b>		

Dinagat Island	4,105	12,315,000	3,316	1,094,280	13,409,280	442,506	13,851,786	218,896
Siargao	6,139	18,417,000	4,921	1,623,930	20,040,930	661,351	20,702,281	324,786
Surigao City	4,875	14,625,000	3,888	1,283,040	15,908,040	524,965	16,433,005	256,608
Surigao del Norte	8,404	25,212,000	6,518	2,150,940	27,362,940	902,977	28,265,917	430,188
Surigao del Sur	17,311	51,933,000	14,159	4,672,470	56,605,470	1,867,981	58,473,451	834,484
Tandag City	2,119	6,357,000	1,723	568,590	6,925,590	228,544	7,154,134	113,718
TOTAL	102,869	308,607,000	82,303	27,159,990	335,766,990	11,880,311	347,647,301	5,431,998
NCR						800,000	800,000	-
Caloocan City	52,007	156,031,000	40,763	13,451,790	169,472,790	5,592,602	175,065,392	2,690,358
City of San Juan	1,658	4,974,000	1,474	486,420	5,460,420	180,194	5,640,614	87,284
Las Piñas City	14,927	44,781,000	11,967	3,949,110	48,730,110	1,608,094	50,338,204	789,822
Makati City	4,735	14,205,000	3,875	1,278,750	15,483,750	510,964	15,994,714	255,750
Malabon City	11,944	35,832,000	9,704	3,202,320	39,034,320	1,288,133	40,322,453	640,484
Mandaluyong City	6,346	19,038,000	5,524	1,822,920	20,860,920	688,410	21,549,330	364,584
Manila	37,522	112,566,000	31,438	10,374,540	122,940,540	4,057,038	126,997,578	2,074,908
Marikina City	10,252	30,756,000	8,351	2,755,830	33,511,830	1,105,890	34,617,720	551,166
Muntinlupa City	12,529	37,587,000	10,061	3,320,130	40,907,130	1,349,935	42,257,065	864,026
Navotas	7,894	23,682,000	6,122	2,020,260	25,702,260	848,175	26,550,435	404,052
Parañaque City	13,624	40,872,000	11,562	3,815,460	44,687,460	1,474,686	46,162,146	763,092
Pasay City	8,139	24,417,000	6,952	2,294,160	26,711,160	881,468	27,592,628	458,832
Pasig City	16,899	50,697,000	14,108	4,655,640	55,352,640	1,826,637	57,179,277	931,128
Quezon City	68,502	205,506,000	55,076	18,175,080	223,681,080	7,381,476	231,062,556	3,635,016
Taguig City and Pateros	28,606	85,818,000	24,020	7,526,600	93,344,600	3,093,572	96,438,172	1,685,320
Valenzuela City	14,269	42,607,000	12,692	4,188,360	46,795,360	1,550,847	48,346,207	837,672
TOTAL	309,853	929,559,000	253,689	83,717,370	1,013,276,370	34,238,121	1,047,514,491	16,743,474
CAR						800,000	800,000	-
Abra	7,313	21,939,000	5,702	1,881,660	23,820,660	786,082	24,606,742	376,332
Apayao	3,295	9,885,000	2,832	934,560	10,819,560	357,045	11,176,605	186,912
Baguio City	5,743	17,229,000	5,196	1,714,680	18,943,680	625,141	19,568,821	342,936
Benquet	7,433	22,299,000	7,143	2,357,190	24,656,190	813,654	25,469,844	471,438
Iligao	4,340	13,020,000	4,108	1,355,640	14,375,640	474,396	14,850,036	271,128
Kalinga	2,839	8,517,000	2,509	827,970	9,344,970	308,384	9,653,354	165,594
Mt. Province	2,979	8,937,000	2,802	924,660	9,861,660	325,435	10,187,095	184,932
Tabuk City	2,682	8,046,000	2,379	785,070	8,831,070	291,425	9,122,495	157,014
TOTAL	36,624	109,872,000	32,671	10,781,430	120,653,430	4,781,562	125,434,992	2,156,286
Grand Total	3,398,541	10,195,623,000	2,685,054	886,067,820	11,081,690,820	695,241,180	11,776,932,000	177,213,564