

Republic of the Philippines  
**Department of Education**  
 CORDILLERA ADMINISTRATIVE REGION

January 4, 2023

**REGIONAL MEMORANDUM**  
 No. 005.2023

**ADMINISTRATION OF 2022 REGIONAL ASSESSMENT TEST**

To: Assistant Regional Director  
 Schools Division Superintendents  
 All Divisions  
 Others concerned

1. DepEd CAR, through the Curriculum and Learning Management Division (CLMD) shall administer the 2022 Regional Assessment Test among grades 7 and 11 learners and ALS elementary and junior high school completers this January 2023. Anent this, the following activities shall be conducted:

Activities	Indicative Venue	Date/s
Orientation of Division Testing Coordinators (DTCs) and ALS Division Focal Persons	Online via Microsoft Teams  Link: <a href="https://tinyurl.com/RAT2022orientation">https://tinyurl.com/RAT2022orientation</a>	January 6, 2023
Administration of 2022 Regional Assessment Test	Identified elementary/learning centers and secondary schools per division	<i>*To be decided during the Orientation of DTCs and ALS Division Focal Persons</i>

2. Attached are the guidelines in the administration of the 2022 Regional Assessment Test.

3. For queries, please contact the Curriculum and Learning Management Division (CLMD), attention: Rosita C. Agnasi, OIC, CLMD or Bryan A. Hidalgo, RAT Focal Person at landline no.: (074) 422 7096 or email address: [clmd.depedcar@gmail.com](mailto:clmd.depedcar@gmail.com).

4. Immediate dissemination of and strict compliance with this Memorandum is directed.

  
**ESTELA P. LEON-CARIÑO EdD, CESO III**  
 Director IV/Regional Director

000063

CLMD/RCA/bah



Address: Wangal, La Trinidad, Benguet, 2601  
 Telephone No: (074) 422 – 1318  
 Email Address: [car@deped.gov.ph](mailto:car@deped.gov.ph)

DepEd-CAR: Weaver of HOPE and Transformation  
*"Holistic Opportunities for all to be Performing and Excellent Cordilleran Learners"*

## **Guidelines in the Administration of the 2022 Regional Assessment Test**

The guidelines in the administration of the 2022 Regional Assessment Test (RAT) will adapt the provisions as stipulated in Regional Memorandum No. 146, s. 2020 with the following revisions and additional guidelines:

### 1. Test Takers

The RAT shall be administered to Cordillera learners in Grades 7 and 11 in the regular and science programs in public schools and ALS elementary and junior high school completers.

### 2. Mode of Administration and Target Schools/Learning Centers

The RAT is an online school-based test. Thus, all public secondary schools and community learning centers (CLCs) equipped with computer units with stable internet connection are the target schools and CLCs.

### 3. Schedule of Administration

For the administration of the 2022 RAT, it shall be decided during the orientation of the division testing coordinators and ALS division focal persons.

### 4. Number of Examinees per Testing Room

The number of examinees per testing room will be dependent on the availability of computer units per testing room. Examinees per grade/category shall be alphabetically arranged in the whole school regardless of gender.

### 5. Testing Procedure

#### a. Before the start of the test

- i. The schools division office (SDO) through the DTC shall submit to the regional office the list of participating schools/centers through the RAT focal person. Please see **Annex A** for the template for the list of participating schools/centers
- ii. The regional RAT focal person shall assign a unique DepEd email address and password to each school or CLC and send these email addresses and passwords to the DTC.
- iii. The DTC shall be in-charge of the distribution of the unique DepEd email address and password to the school testing coordinator (STC).
- iv. On the day of the test, the STC shall log-in in each computer unit using the unique DepEd email address and password and open the email containing the testing link for each subject.

Note: The examinee shall not be the one to open the email. Only the unique DepEd email address shall be shared with the examinees because they need this to complete the required entries in the **Examinee Personal Information** section of the test.

- v. Only after all the computer units are ready for the testing that the STC may allow entry of examinees into the testing room. Please see **Annex B** for the procedures in accessing the test links.

- b. During the test proper
  - i. The STC orients the examinees in opening and closing of the test links.
  - ii. The STC ensures that each examinee is able to submit his or her answers before closing the test link.
  - iii. The STC supervises the conduct of the test.
  
- c. After the test
  - i. The STC, chief examiner, and DTC accomplish the online monitoring and evaluation report.  
  
Link: <https://tinyurl.com/OnlineMandE2022RAT>
  
  - ii. RAT focal person removes access to the test links.

**Annex A**

**List of Participating Schools for the Regional Assessment Test**

**I. Division Profile**

Division Office		Office Contact No.	
Name of DTC		Contact No.	
ALS Focal Person		Contact No.	

**II. List of Secondary Schools for the Grades 7 and 11 Examinees**

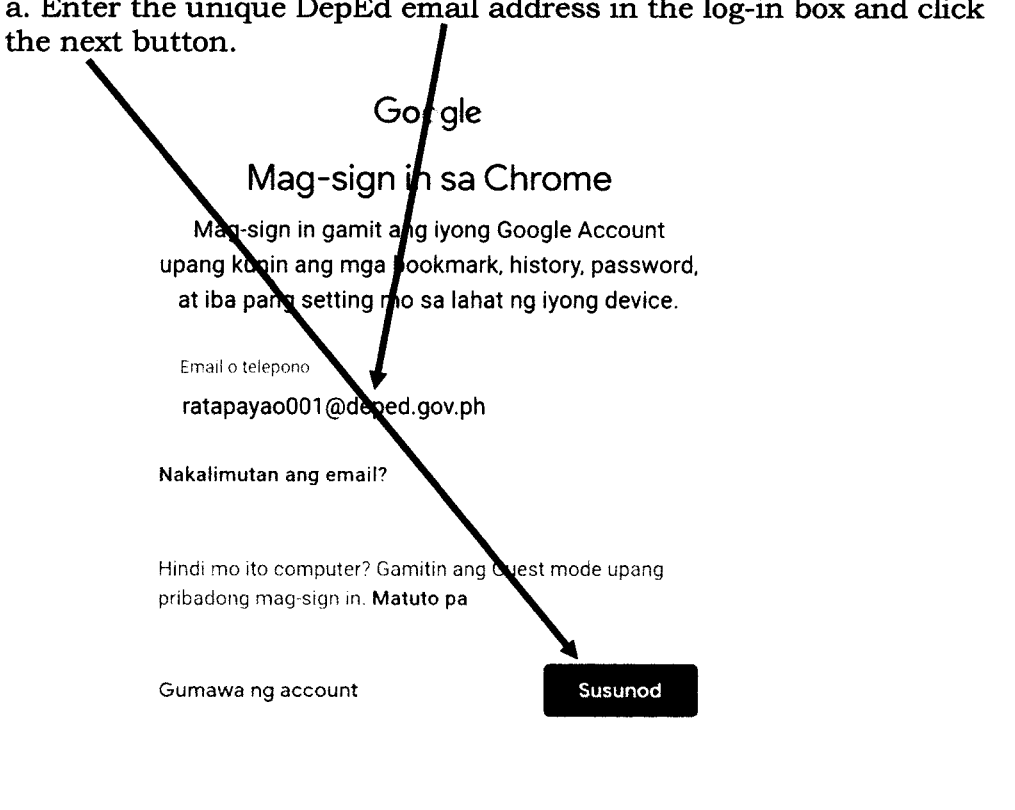
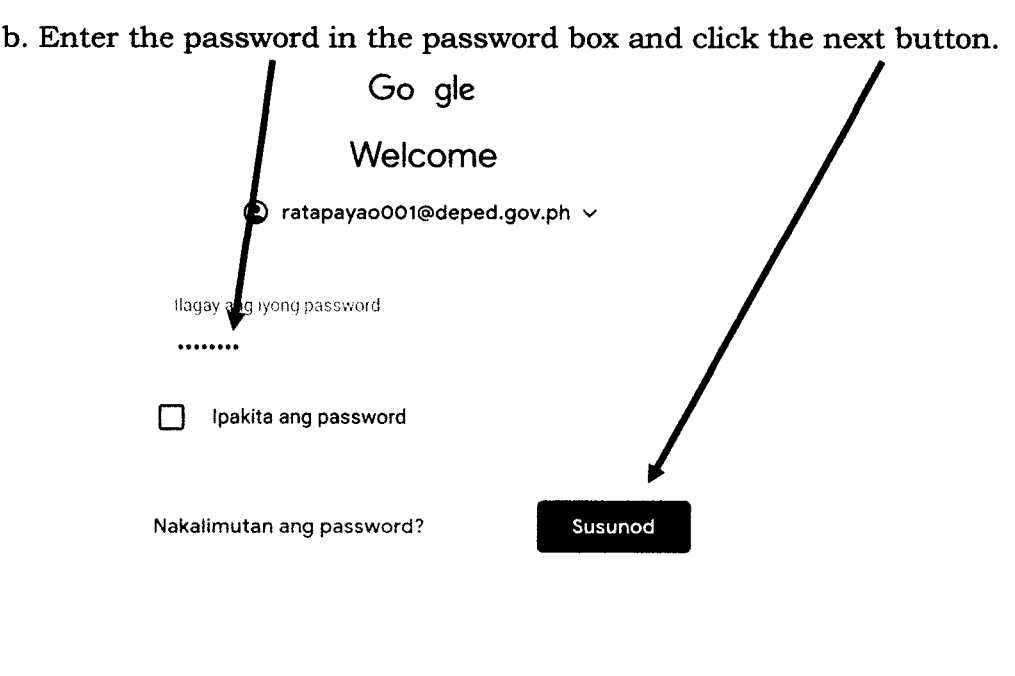
<b>Name of School</b>	<b>Name of School Head</b>	<b>Contact No.</b>
1.		
2.		
3.		
4.		
5.		
6.		
7.		
8.		
9.		
10.		
•		
•		
•		

**III. List of ALS Learning Centers for the ALS Elementary and JHS Completer Examinees**

<b>Name of School/ Learning Center</b>	<b>Name of School Head</b>	<b>Contact No.</b>
1.		
2.		
3.		
4.		
5.		
6.		
7.		
8.		
9.		
10.		
•		
•		
•		

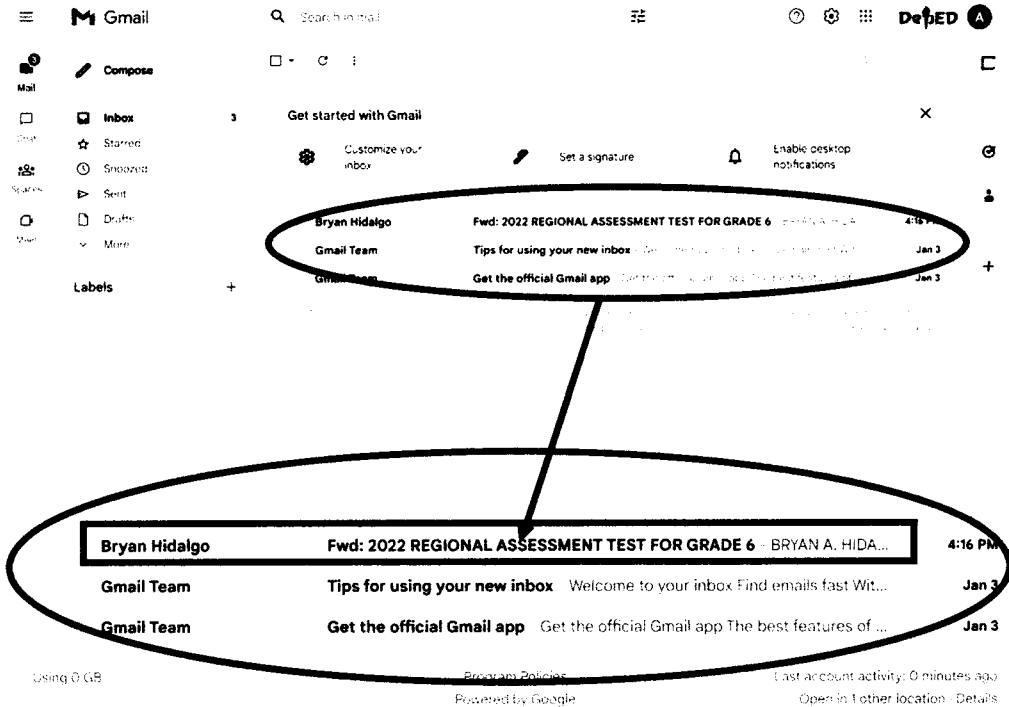
## Annex B

### Procedures in Accessing the Regional Assessment Test

<p>Step 1</p>	<p>The STC shall sign-in to Gmail using the unique DepEd email address and password assigned to his or her school.</p> <p>a. Enter the unique DepEd email address in the log-in box and click the next button.</p>  <p>Google</p> <p>Mag-sign in sa Chrome</p> <p>Mag-sign in gamit ang iyong Google Account upang kagin ang mga bookmark, history, password, at iba pang setting mo sa lahat ng iyong device.</p> <p>Email o telepono ratapayao001@deped.gov.ph</p> <p>Nakalimutan ang email?</p> <p>Hindi mo ito computer? Gamitin ang Guest mode upang pribadong mag-sign in. Matuto pa</p> <p>Gumawa ng account</p> <p>Susunod</p> <p>b. Enter the password in the password box and click the next button.</p>  <p>Google</p> <p>Welcome</p> <p>ratapayao001@deped.gov.ph</p> <p>ilagay ang iyong password .....</p> <p><input type="checkbox"/> Ipakita ang password</p> <p>Nakalimutan ang password?</p> <p>Susunod</p>
---------------	--

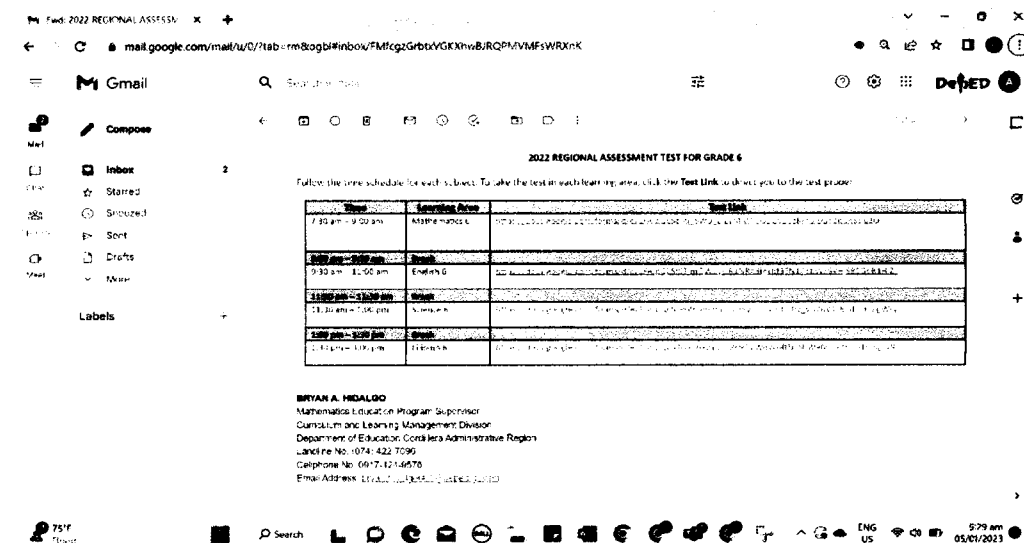
**Step 2**

After entering the correct unique DepEd email address and password, the Gmail window appears. In the **Inbox**, search for the email letter with subject title corresponding to the examinee category. For example, for grade 7/ALS elementary completer examinee, the subject title is **2022 REGIONAL ASSESSMENT TEST FOR GRADE 6** while **2022 REGIONAL ASSESSMENT TEST FOR GRADE 10** for grade 11/ALS JHS completer examinee.



**Step 3**

Clicking the email letter corresponding to the examinee category will let the STC view the email message containing the different testing links for all the learning areas.



**Step 4**

To view the test in a particular subject, click the test link in the row that corresponds to that subject. For example, to view the test in Mathematics 6, click the test link that is in the row where the subject Mathematics 6 is also located.

**2022 REGIONAL ASSESSMENT TEST FOR GRADE 6**

Follow the time schedule for each subject. To take the test in each learning area, click the **Test Link** to direct you to the test proper.

Time	Learning Area	Test Link
7:30 am – 9:00 am	Mathematics 6	<a href="https://docs.google.com/forms/d/e/1FAIpQLSe-gL_SW0_L_ZYMMTU6dQ95cbRm3IEQd3pns5SfE1MAZv5Q/viewform">https://docs.google.com/forms/d/e/1FAIpQLSe-gL_SW0_L_ZYMMTU6dQ95cbRm3IEQd3pns5SfE1MAZv5Q/viewform</a>
<b>9:00 am – 9:30 am</b>	<b>Break</b>	
9:30 am – 11:00 am	English 6	<a href="https://docs.google.com/forms/d/e/1FAIpQLSe-gL_SW0_L_ZYMMTU6dQ95cbRm3IEQd3pns5SfE1MAZv5Q/viewform">https://docs.google.com/forms/d/e/1FAIpQLSe-gL_SW0_L_ZYMMTU6dQ95cbRm3IEQd3pns5SfE1MAZv5Q/viewform</a>
<b>11:00 am – 11:30 am</b>	<b>Break</b>	
11:30 am – 1:00 pm	Science 6	<a href="https://docs.google.com/forms/d/e/1FAIpQLSe-gL_SW0_L_ZYMMTU6dQ95cbRm3IEQd3pns5SfE1MAZv5Q/viewform">https://docs.google.com/forms/d/e/1FAIpQLSe-gL_SW0_L_ZYMMTU6dQ95cbRm3IEQd3pns5SfE1MAZv5Q/viewform</a>
<b>1:00 pm – 1:30 pm</b>	<b>Break</b>	
1:30 pm – 3:00 pm	Filipino 6	<a href="https://docs.google.com/forms/d/e/1FAIpQLSe-gL_SW0_L_ZYMMTU6dQ95cbRm3IEQd3pns5SfE1MAZv5Q/viewform">https://docs.google.com/forms/d/e/1FAIpQLSe-gL_SW0_L_ZYMMTU6dQ95cbRm3IEQd3pns5SfE1MAZv5Q/viewform</a>

**Step 5**

The test is composed of two parts: **Part I: Examinee Information** and **Part II: Test Proper**.

a. Examinee fills-out the **Part I of the Test**. For part I, the examinee information needed are the following:

- i. Unique DepEd email address assigned to the school
- ii. Date of Examination
- iii. Family Name/Surname of Examinee
- iv. Given Name/First Name of Examinee
- v. Middle Name of Examinee
- vi. Learner Reference Number
- vii. Division
- viii. Sex
- ix. Name of School
- x. School ID
- xi. Name of School Testing Coordinator

The screenshot shows a web browser window displaying a Google Form. At the top, the browser tabs show 'Fwd: 2022 REGIONAL ASSESSME...' and 'RAT 2022: Mathematics 6'. The address bar shows the URL: 'docs.google.com/forms/d/e/1FAIpQLSe-gL\_SW0\_L\_ZYMMTU6dQ95cbRm3IEQd3pns5SfE1MAZv5Q/viewform'. The form header includes the Department of Education logo and the text 'DEPARTMENT OF EDUCATION - CORDILLERA ADMINISTRATIVE REGION, La Trinidad, Benguet 2601'. The main title of the form is 'RAT 2022: Mathematics 6'. Below the title, there is a section for 'PART I: Examinee Information' with the instruction 'Provide the necessary information'. The visible fields include:
 

- DepEd Email Address Assigned to the School (Email address: @deped.gov.ph)
- Date of Examination (Choose One)
- Name of School Testing Coordinator

 A black arrow originates from the text 'Name of School Testing Coordinator' in the list above and points directly to the input field for the coordinator's name in the form.

b. Examinee answers the **Part II** of the test.

My Fwd: 2022 REGIONAL ASSESSM... x KAT 2022 Mathematics... x +

docs.google.com/forms/d/e/1FAIpQLSe-gi\_SW0L\_ZYMMTUGdQ95cbrM3IEQd3punSSi6201MAZv5Q/viewform

PART II Test Proper  
Directions: Read each question carefully. Click the letter of your answer from the given options or ENTER your answer on the blank.

1. \_\_\_\_\_

$3\frac{1}{8}$  feet       $2\frac{1}{4}$  feet

A       B

$\frac{5}{8}$  feet       $\frac{2}{8}$  feet

757 Home Search [Icons] ENG US 9:46 am 05/01/2023

Step 6

After the examinee is finished with the test, click the **submit button** to submit the examinee's answers to the test and to end the test for that particular subject area.

My Fwd: 2022 REGIONAL ASSESSM... x KAT 2022 Mathematics... x +

docs.google.com/forms/d/e/1FAIpQLSe-gi\_SW0L\_ZYMMTUGdQ95cbrM3IEQd3punSSi6201MAZv5Q/viewform

A       B

C       D

**Submit**      [Print Form](#)

Google Forms

757 Home Search [Icons] ENG US 9:46 am 05/01/2023

Note: The examinee's answers cannot be submitted if there is one or more items left unanswered in both Part I and Part II.