





Republic of the Philippines  
Department of Education  
Cordillera Administrative Region  
Wangal, La Trinidad, Benguet 2601  
Website: [www.depedcar.ph](http://www.depedcar.ph) Email: [car@deped.gov.ph](mailto:car@deped.gov.ph)



September 18, 2018

Regional Memorandum  
No: 314-2018

**RE- SUBMISSION OF CERTIFICATE OF ACCEPTANCE FOR GRADES 2, 3, 8 AND 9  
LEARNER'S MATERIALS**

**To: Schools Division Superintendents**  
All Divisions  
LR Mangers  
All Others Concerned

1. Relative to Regional Memorandum Number 187 s, 2018, Submission of Certificate of Acceptance on the Delivery of Learners' Materials, this is to follow –up compliance to the issued memorandum as basis for the disbursement of funds due to All Transport Network, Inc.
2. Schools Division Offices shall submit signed Certificates of Acceptance to [blr.ord@deped.gov.ph](mailto:blr.ord@deped.gov.ph) or [blr.lrpd@deped.gov.ph](mailto:blr.lrpd@deped.gov.ph). on or before September 20, 2108.
3. Pro – forma of the prepared Certificate of Acceptance is attached to this Memorandum.
4. Inquiries relative to this memorandum shall be sent to CLMD - LRMDS contact number 422-7096, 422-0615 or mobile number 09189659179.
5. Immediate dissemination of this memorandum is desired.

  
MAY B. ECLAR, Ph.D., CESO V  
Regional Director




Republic of the Philippines  
Department of Education

**Tanggapan ng Kalihim**  
*Office of the Secretary*

MEMORANDUM:


TO : All Regional Directors

ATTENTION : All Schools Division Superintendents  
All Division Supply Officers  
All Division LRMS Supervisors

FROM :   
LEONOR MAGTOLIS BRIONES  
Secretary

SUBJECT : Submission of Certificate of Acceptance (CA) for Grades 2, 3, 8 and 9  
Learner's Materials

DATE : August 29, 2018




This is to follow-up compliance to the issued letter dated June 25, 2018 (Annex "1") on the submission of Certificate of Acceptance (CA) as basis for the processing of payment due to All Transport Network, Inc.

Below are the details of deliveries of All Transport Network, Inc. for Grades 2, 3, 8 and 9 Learner's Materials printed per learning area.

Grade Level	Contract Number	Contract Completion Date	Supplier/Printer	Learning Areas
Grade 2	2015-10-IMCS(073,075&079)-BI-CB26-C047	March 10, 2017	Lexicon Press, Inc.	AP, English, EsP, Filipino, MAPEH Mathematics MTB-MLE
Grade 3	2015-10-IMCS(073,075&079)-BI-CB26a-C061	March 10, 2017	Vicarish Publication and Trading, Inc.	EsP, Filipino, MAPEH Mathematics MTB-MLE
Grade 8	2015-10-IMCS(073,075&079)-BI-CB26a-C062	March 10, 2017	FEP Printing Corporation	Science, Filipino Mathematics, EsP Music and Arts PE and Health
Grade 9	2015-10-IMCS(073,075&079)-BI-CB26a-C063	March 10, 2017	Sunshine Interlinks Publishing House, Inc.	English, Mathematics Filipino, AP Music and Arts PE and Health

The Summary of Certificate of Acceptance (Annex "2") submitted to the BLR and the pro-forma of

Certificate of Acceptance (Annex "3") are attached for your perusal. The Regional LRMS managers is requested to email in PDF copy of the CAs to [blr.od@deped.gov.ph](mailto:blr.od@deped.gov.ph) or [blr.irpd@deped.gov.ph](mailto:blr.irpd@deped.gov.ph) on or before September 20, 2018.

  
We would appreciate receiving the original CAs on or before September 30, 2018, addressed to Director Edel B. Carag, Director III, Officer-In-Charge Director IV, Bureau of Learning Resources, Ground Floor, Bonifacio Building, DepEd Complex, Meralco Avenue, Pasig City, 1600.

For strict compliance.

Tesstan7/17/18

Letter to Region  
Annex 1



Republic of the Philippines  
**Department of Education**  
DepEd Complex, Meralco Avenue, Pasig City, Philippines  
Direct Line: (632) 633-7202/687-4146 Fax: (632) 631-5057  
Email: [lorna.dino@deped.gov.ph](mailto:lorna.dino@deped.gov.ph) Website: [www.deped.gov.ph](http://www.deped.gov.ph)

---

**Undersecretary for Curriculum and Instruction**

June 25, 2018

**ARTURO B. BAYOCOT**  
Regional Director  
DepEd Regional Office XII  
Carpenter Hill, Koronadal City

ATTENTION : All Division Schools Superintendent  
All Division Supply Officer  
All Division LRMS Supervisor

Dear Director Bayocot:

This has reference to the deliveries of Learning Materials/Textbooks and Teacher's Manuals to the Schools Division Offices procured by DepEd Central Office.

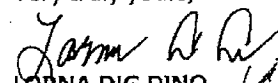
The Bureau of Learning Resources (BLR) is experiencing problems on gathering Certificate of Acceptance (CA) issued by the Division Offices (DOs) and this causes delay and slow processing of payment of the BLR resulting to the accumulation of claims at the Central Office. Please be informed that the Schools Division Superintendent is directed to issue CAs upon completion of the receipt of all delivery documents to their respective DOs as stated in the attached unnumbered Memorandum of Secretary Leonor Magtolis Briones dated September 22, 2016.

In view of this, may we request for the submission of the original CAs of the following suppliers in the attached matrix on or before August 15, 2018 for validation, verification, and processing of payment of the contracted suppliers.

We would appreciate sending the original CAs through any local courier addressed to Director Edel B. Carag, Director III, Officer-In-Charge Director IV, Bureau of Learning Resources, Ground Floor, Bonifacio Building, DepEd Complex, Meralco Avenue, Pasig City, 1600.

Thank you and we look forward for your prompt action on the matter.

Very truly yours,

  
LORNA DIG DINO  
Undersecretary

Encl.: As Stated

cc.: Secretary Leonor M. Briones

Summary of Non-Submission of Certificate of Acceptance  
**GRADE 9 (English, MATH, FILIPINO, AP, MUSIC & ARTS, PE & HEALTH)**  
 Zone: 1 (I, II, III, CAR)

Region	Division	Contract Awarded		Delivered	With Certificate of Acceptance	
		Quantity	Amount		Quantity	Issued
ZONE 1 - Total		151,428	469,427	150,459	15,398	526
I						
I	Ilocos Norte	6,204	19,232.40	6,140	NO CA	
I	Laoag City	1,218	3,775.80	1,218	NO CA	
I	Ilocos Sur	6,048	18,748.80	6,008	NO CA	
I	Candon City	888	2,752.80	887	366	522
I	La Union	8,004	24,812.40	7,936	NO CA	
I	San Fernando City, I	1,188	3,682.80	1,159	NO CA	
I	Pangasinan I, Lingayen	15,036	46,611.60	15,036	15,032	4
I	San Carlos City, I	3,318	10,285.80	3,318	NO CA	
I	Dagupan City	2,400	7,440.00	2,400	NO CA	
II						
II	Cagayan	7,212	22,357.20	7,212	NO CA	
II	Tuguegarao City	1,386	4,296.60	1,386	NO CA	
II	Isabela	9,660	29,946.00	9,653	NO CA	
II	Iligan City	1,410	4,371.00	1,410	NO CA	
II	Cauayan City	1,428	4,426.80	1,428	NO CA	
III						
III	Balanga City	972	3,013.20	972	NO CA	
III	Bataan	6,228	19,306.80	6,114	NO CA	
III	Bulacan	27,768	86,080.80	27,336	NO CA	
III	San Jose del Monte City	7,806	24,198.60	7,806	NO CA	
III	Nueva Ecija	13,560	42,036.00	13,488	NO CA	
III	Munoz Science City	474	1,469.40	474	NO CA	
III	San Jose City	1,140	3,534.00	1,140	NO CA	
III	Angeles City	4,272	13,243.20	4,272	NO CA	
III	Tarlac	8,166	25,314.60	8,150	NO CA	
III	Tarlac City	2,952	9,151.20	2,926	NO CA	
III	Olongapo City	2,022	6,268.20	1,979	NO CA	
CAR						
CAR	Abra	2,856	8,853.60	2,856	NO CA	
CAR	Baguio City	2,724	8,444.40	2,724	NO CA	
CAR	Ifugao	1,818	5,635.80	1,818	NO CA	
CAR	Kalinga	684	2,120.40	678	NO CA	
CAR	Mt. Province	2,586	8,016.60	2,535	NO CA	

Noted by:

**EDEL B. CARAG**

Director III

Director IV

*[Handwritten signature]*

*[Handwritten signature]*

Summary of Non-Submission of Certificate of Acceptance  
 Grade 8 (Science, Math, Filipino, EsP, Music & Arts, PE & Health)  
 Zone: 1 (I, II, III, CAR)

Region	Division	Contract Awarded		Delivered	With Certificate of Acceptance	
		Quantity	Amount		Issued	Lacking
				Quantity	Quantity	Quantity
<b>ZONE 1 - TOTAL</b>		<b>131,226</b>	<b>406,801</b>	<b>130,172</b>	<b>9,954</b>	<b>4,242</b>
I						
I	Ilocos Norte	4,050	12,555.00	4,050	NO CA	
I	Laoag City	546	1,692.60	546	NO CA	
I	Batac City	264	818.40	264	72	192
I	Ilocos Sur	4,590	14,229.00	4,589	NO CA	
I	Candon City	1,032	3,199.20	1,032	576	456
I	La Union	6,330	19,623.00	5,950	NO CA	
I	San Fernando City, I	588	1,822.80	588	NO CA	
I	San Carlos City, I	2,544	7,886.40	2,542	NO CA	
I	Pangasinan II, Binalonan	12,504	38,762.40	12,350	8,970	3,534
I	Dagupan City	1,434	4,445.40	1,434	NO CA	
II						
II	Cagayan	9,408	29,164.80	9,376	NO CA	
II	Isabela	12,282	38,074.20	12,282	NO CA	
II	Iligan City	2,172	6,733.20	2,172	NO CA	
II	Cauayan City	1,194	3,701.40	1,194	NO CA	
III						
III	Balanga City	1,338	4,147.80	1,338	NO CA	
III	Bulacan	23,958	74,269.80	23,896	NO CA	
III	Nueva Ecija	10,842	33,610.20	10,710	NO CA	
III	Munoz Science City	1,824	5,654.40	1,658	NO CA	
III	San Jose City	828	2,566.80	828	NO CA	
III	Gapan City	396	1,227.60	396	336	60
III	Angeles City	7,566	23,454.60	7,566	NO CA	
III	Tarlac	7,140	22,134.00	7,140	NO CA	
III	Tarlac City	3,090	9,579.00	3,083	NO CA	
III	Olongapo City	2,946	9,132.60	2,895	NO CA	
CAR						
CAR	Abra	3,030	9,393.00	3,030	NO CA	
CAR	Baguio City	2,856	8,853.60	2,856	NO CA	
CAR	Ifugao	2,502	7,756.20	2,482	NO CA	
CAR	Kalinga	1,470	4,557.00	1,450	NO CA	
CAR	Mt. Province	2,502	7,756.20	2,475	NO CA	

Noted by:

EDEL B. CARAG

Director III

Asst. Director IV

7/25

**Summary of Non-Submission of Certificate of Acceptance**

**GRADE 3 (ENGLISH, FILIPINO, MATH, ESP, MTB-MLE, MAPEH)**

**Zone 1: NORTHERN LUZON (REGIONS I, II, III, CAR)**

Region/Division		TOTAL CONTRACT		Delivered	With Certificate of Acceptance	
		Quantity	Amount	Quantity	Delivered	Lacking
					Quantity	Quantity
<b>Zone 1</b>		<b>308,993</b>	<b>957,878.30</b>	<b>280,059</b>	<b>8,965</b>	<b>1,752</b>
<b>I</b>						
1	Ilocos Norte	4,180	12,958.00	4,176	NO CA	
2	Laoag City	828	2,566.80	828	NO CA	
4	Ilocos Sur	4,378	13,571.80	2,709	NO CA	
7	La Union	5,172	16,033.20	4,763	NO CA	
8	San Fernando City, I	1,017	3,152.70	201	NO CA	
9	Pangasinan I, Lingayen	35,846	111,122.60	33,851	NO CA	
11	San Carlos City, I	3,878	12,021.80	3,878	NO CA	
12	Pangasinan II, Binalonan	21,910	67,921.00	19,936	NO CA	
<b>II</b>						
15	Cagayan	41,823	129,651.30	34,996	NO CA	
16	Tuguegarao City	1,840	5,704.00	1,836	NO CA	
17	Isabela	27,873	86,406.30	27,840	NO CA	
18	Ilagan City	1,266	3,924.60	1,266	NO CA	
19	Cauayan City	9,220	28,582.00	6,968	NO CA	
<b>III</b>						
23	Aurora	6,635	20,568.50	6,565	6,285	280
25	Balanga City	960	2,976.00	188	NO CA	
26	Bulacan	33,675	104,392.50	32,242	NO CA	
29	San Jose del Monte City	11,397	35,330.70	11,361	NO CA	
30	Nueva Ecija	20,680	64,108.00	20,623	NO CA	
31	Munoz Science City	815	2,526.50	815	NO CA	
32	San Jose City	4,520	14,012.00	4,152	2,680	1,472
33	Cabanatuan City	3,605	11,175.50	3,604	NO CA	
36	Angeles City	11,008	34,124.80	11,008	NO CA	
37	Mabalacat City	2,962	9,182.20	2,962	NO CA	
39	Tarlac	22,094	68,491.40	16,224	NO CA	
40	Tarlac City	8,560	26,536.00	7,559	NO CA	
42	Olongapo City	2,380	7,378.00	2,380	NO CA	
<b>CAR</b>						
43	Abra	2,930	9,083.00	2,930	NO CA	
45	Baguio City	7,233	22,422.30	5,934	NO CA	
47	Ifugao	3,673	11,386.30	3,673	NO CA	
48	Kalinga	3,605	11,175.50	1,577	NO CA	
50	Mt. Province	3,030	9,393.00	3,014	NO CA	

Noted by:

**EDEL B. CARAG**

Director III

Director IV

JK

Summary of Non-Submission of Certificate of Acceptance  
 GRADE 2 (ENGLISH, FILIPINO, MATH, AP, ESP, MTB-MLE, MAPEH)  
 Zone: 1 - NORTHERN LUZON (I, II, III, CAR)

Region	Division	TOTAL		Delivered Quantity	WITH CERTIFICATE OF FINAL ACCEPTANCE	
		Quantity	Amount		Delivered Quantity	Lacking Quantity
<b>ZONE 1 TOTAL</b>		<b>564,603</b>	<b>1,750,269</b>	<b>340,710</b>	<b>121,331</b>	<b>8,436</b>
I						
I	Ilocos Norte	3,941	12,217.10	3,494	NO CA	
I	Laoag City	280	868.00	280	NO CA	
I	Ilocos Sur	2,570	7,967.00	3,527	NO CA	
I	La Union	1,503	4,659.30	1,195	NO CA	
I	Pangasinan I, Lingayen	81,130	251,503.00	71,556	80,586	544
I	San Carlos City, I	3,441	10,667.10	3,082	NO CA	
I	Dagupan City	1,494	4,631.40	1,494	NO CA	
II						
II	Cagayan	22,544	69,886.40	17,149	NO CA	
II	Tuguegarao City	2,495	7,734.50	1,420	NO CA	
II	Isabela	103,037	319,414.70	36,653	NO CA	
II	Ilagan City	18,423	57,111.30	6,307	NO CA	
II	Cauayan City	2,110	6,541.00	2,024	NO CA	
II	Santiago City	7,318	22,685.80	5,170	NO CA	
II	Nueva Vizcaya	18,023	55,871.30	14,948	15,256	2,767
II	Quirino	785	2,433.50	785	531	254
III						
III	Bataan	10,790	33,449.00	6,170	NO CA	
III	Balanga City	189	585.90	108	NO CA	
III	Bulacan	25,987	80,559.70	11,443	NO CA	
III	Malolos City	2,200	6,820.00	944	NO CA	
III	Meycauayan City	546	1,692.60	234	NO CA	
III	San Jose del Monte City	14,670	45,477.00	4,195	NO CA	
III	Nueva Ecija	20,390	63,209.00	19,372	NO CA	
III	San Jose City	3,048	9,448.80	2,613	NO CA	
III	Cabanatuan City	3,532	10,949.20	3,028	NO CA	
III	Pampanga	22,412	69,477.20	19,185	19,516	2,896
III	Angeles City	8,450	26,195.00	5,928	NO CA	
III	Mabalacat City	11,876	36,815.60	9,881	NO CA	
III	San Fernando City, III	7,970	24,707.00	6,812	NO CA	
III	Tarlac	29,336	90,941.60	18,832	NO CA	
III	Zambales	3,749	11,621.90	3,749	2,604	1,145
III	Olongapo City	1,618	5,015.80	1,618	NO CA	
CAR						
CAR	Abra	329	1,019.90	329	NO CA	
CAR	Apayao	1,557	4,826.70	1,557	1,052	505
CAR	Baguio City	32,712	101,407.20	29,370	NO CA	
CAR	Benguet	1,144	3,546.40	1,144	1,096	48
CAR	Ifugao	31,273	96,946.30	2,515	NO CA	
CAR	Kalinga	490	1,519.00	350	NO CA	
CAR	Tabuk City	967	2,997.70	690	690	277
CAR	Mt. Province	21,559	66,832.90	21,559	NO CA	

Noted by:

EDEL B. CARAG  
 Director III

PIC - Director IV

3/18



Summary of Non-Submission of Certificate of Acceptance  
 GRADE 8 (SCIENCE, MATH, FILIPINO, ESP, MUSIC & ARTS, PE & HEALTH)  
 Zone: 2 (IV-A, IV-B, V, NCR)

Region	Division	Contract Awarded		Delivered	With Certificate of Acceptance	
		Quantity	Amount		Quantity	Issued
ZONE 2 - TOTAL		388,104	1,199,241	375,374	43,129	5,230
IV-A						
IV-A	Batangas City	5,724	17,687.16	5,724	NO CA	
IV-A	Cavite	27,216	84,097.44	27,216	NO CA	
IV-A	Cavite City	2,172	6,711.48	2,172	NO CA	
IV-A	Laguna	27,330	84,449.70	26,460	21,378	5,082
IV-A	Lucena City	2,562	7,916.58	2,562	NO CA	
IV-A	Quezon	30,732	94,961.88	29,404	NO CA	
IV-A	Tayabas City	1,086	3,355.74	1,086	NO CA	
IV-A	Rizal	32,148	99,337.32	32,148	NO CA	
IV-A	San Pablo City	4,260	13,163.40	4,260	NO CA	
IV-A	Tanauan City	3,024	9,344.16	3,024	NO CA	
IV-B						
IV-B	Marinduque	4,920	15,202.80	4,920	NO CA	
IV-B	Occidental Mindoro	9,786	30,238.74	9,726	NO CA	
IV-B	Palawan	18,006	55,638.54	16,609	NO CA	
IV-B	Puerto Princesa City	4,392	13,571.28	4,392	NO CA	
IV-B	Romblon	6,744	20,838.96	6,681	NO CA	
V						
V	Albay	17,160	53,024.40	17,055	NO CA	
V	Camarines Norte	11,310	34,947.90	11,310	NO CA	
V	Camarines Sur	35,256	108,941.04	35,256	NO CA	
V	Catanduanes	6,102	18,855.18	6,102	NO CA	
V	Iriga City	1,650	5,098.50	1,650	NO CA	
V	Legaspi City	3,042	9,399.78	3,042	NO CA	
V	Ligao City	2,376	7,341.84	2,376	NO CA	
V	Masbate	22,146	68,431.14	21,899	21,751	148
V	Masbate City	2,034	6,285.06	2,034	NO CA	
V	Sorsogon	14,790	45,701.10	11,761	NO CA	
NCR						
NCR	San Juan City	606	1,872.54	606	NO CA	
NCR	Las Piñas City	7,218	22,303.62	7,218	NO CA	
NCR	Muntinlupa City	7,854	24,268.86	7,854	NO CA	
NCR	Paranaque City	13,236	40,899.24	13,236	NO CA	
NCR	Pasig City	12,156	37,562.04	12,156	NO CA	
NCR	Quezon City	32,508	100,449.72	32,508	NO CA	
NCR	Taguig & Pateros	8,376	25,881.84	5,901	NO CA	
NCR	Valenzuela City	10,182	31,462.38	7,026	NO CA	

Noted by:

**EDEL B. CARAG**

Director III


OIC - Director IV


*(Handwritten initials and date)*  
 7/15

Summary of Non-Submission of Certificate of Acceptance  
 GRADE 9 (ENGLISH, MATH, FILIPINO, AP, MUSIC & ARTS, PE & HEALTH)  
 Zone: 2 (IV-A, IV-B, V, NCR)

Region	Division	TOTAL CONTRACT		Delivered	With Certificate of Acceptance	
		Quantity	Amount	Quantity	Issued Quantity	Lacking Quantity
<b>ZONE 2 - TOTAL</b>		375,732	1,161,012	371,919	1,830	24,312
IV-A						
IV-A	Antipolo City	10,788	33,334.92	10,144	NO CA	
IV-A	Batangas City	5,106	15,777.54	5,106	NO CA	
IV-A	Cavite	24,426	75,476.34	24,426	NO CA	
IV-A	Cavite City	1,530	4,727.70	1,530	NO CA	
IV-A	Laguna	26,142	80,778.78	26,142	1,830	24,312
IV-A	Lucena City	3,264	10,085.76	3,264	NO CA	
IV-A	Quezon	31,734	98,058.06	30,515	NO CA	
IV-A	Tayabas City	1,722	5,320.98	1,722	NO CA	
IV-A	Rizal	35,160	108,644.40	35,042	NO CA	
IV-A	San Pablo City	3,588	11,086.92	3,588	NO CA	
IV-A	Tanauan City	3,180	9,826.20	3,180	NO CA	
IV-B						
IV-B	Marinduque	4,908	15,165.72	4,899	NO CA	
IV-B	Occidental Mindoro	8,676	26,808.84	8,676	NO CA	
IV-B	Palawan	16,002	49,446.18	15,277	NO CA	
IV-B	Puerto Princesa City	4,056	12,533.04	4,056	NO CA	
IV-B	Romblon	6,834	21,117.06	6,611	NO CA	
V						
V	Albay	16,554	51,151.86	16,486	NO CA	
V	Camarines Norte	10,644	32,889.96	10,644	NO CA	
V	Camarines Sur	29,010	89,640.90	28,537	NO CA	
V	Catanduanes	6,096	18,836.64	6,096	NO CA	
V	Iriga City	1,968	6,081.12	1,968	NO CA	
V	Legaspi City	2,898	8,954.82	2,898	NO CA	
V	Ligao City	2,460	7,601.40	2,460	NO CA	
V	Masbate	15,336	47,388.24	15,034	NO CA	
V	Masbate City	1,980	6,118.20	1,980	NO CA	
V	Sorsogon	12,930	39,953.70	12,900	NO CA	
NCR						
NCR	Muntinlupa City	7,980	24,658.20	7,980	NO CA	
NCR	Paranaque City	11,322	34,984.98	11,322	NO CA	
NCR	Pasig City	12,300	38,007.00	12,298	NO CA	
NCR	Quezon City	35,856	110,795.04	35,856	NO CA	
NCR	Taguig & Pateros	9,972	30,813.48	9,972	NO CA	
NCR	Valenzuela City	11,310	34,947.90	11,310	NO CA	

Noted by:

  
 EDEL B. CARAG  
 Director III  
 PIC - Director IV



**Summary of Non-Submission of Certificate of Acceptance**  
**GRADE 3 (ENGLISH, FILIPINO, MATH, ESP, MTB-MLE, MAPEH)**  
**ZONE 2: REGIONS IV-A, IV-B, V & NCR**

Region/Division	TOTAL CONTRACT		Delivered	With Certificate of Acceptance	
	Quantity	Amount	Quantity	Delivered	Lacking
				Quantity	Quantity
<b>Zone 2</b>	<b>413,449</b>	<b>1,277,557.41</b>	<b>403,658</b>	<b>23,248</b>	<b>2,067</b>
<b>IV-A</b>					
3 Batangas City	2,255	6,967.95	2,255	NO CA	
4 Tanauan City	1,279	3,952.11	1,279	NO CA	
6 Cavite	16,080	49,687.20	16,080	NO CA	
8 Imus City	2,441	7,542.69	2,441	2,007	434
10 Cavite City	760	2,348.40	760	NO CA	
11 Laguna	13,456	41,579.04	13,456	NO CA	
14 San Pablo City	2,089	6,455.01	2,089	NO CA	
15 Quezon	18,683	57,730.47	17,719	17,511	208
16 Tayabas City	747	2,308.23	747	NO CA	
17 Lucena City	2,187	6,757.83	2,187	NO CA	
18 Rizal	19,221	59,392.89	19,221	NO CA	
<b>IV-B</b>					
19 Marinduque	2,609	8,061.81	2,609	NO CA	
20 Occ. Mindoro	6,925	21,398.25	6,925	NO CA	
23 Palawan	27,963	86,405.67	27,963	NO CA	
24 Puerto Princesa City	4,320	13,348.80	4,320	NO CA	
25 Romblon	7,030	21,722.70	7,030	NO CA	
<b>V</b>					
26 Albay	31,225	96,485.25	30,050	NO CA	
27 Tabaco City	3,126	9,659.34	3,126	NO CA	
28 Legazpi City	3,670	11,340.30	3,670	NO CA	
29 Ligao City	4,325	13,364.25	4,325	NO CA	
30 Cam. Norte	6,621	20,458.89	2,165	NO CA	
31 Camarines Sur	57,197	176,738.73	54,001	NO CA	
32 Naga City	5,155	15,928.95	5,155	3,730	1,425
33 Iriga City	2,250	6,952.50	2,250	NO CA	
34 Catanduanes	8,741	27,009.69	8,741	NO CA	
35 Masbate	53,124	164,153.16	53,124	NO CA	
37 Sorsogon	18,465	57,056.85	18,465	NO CA	
<b>NCR</b>					
42 Mandaluyong City	3,580	11,062.20	3,580	NO CA	
46 Marikina City	4,960	15,326.40	4,960	NO CA	
47 Muntinlupa City	4,860	15,017.40	4,860	NO CA	
48 Paranaque City	6,310	19,497.90	6,310	NO CA	
50 Pasig City	8,433	26,057.97	8,433	NO CA	
51 San Juan City	865	2,672.85	865	NO CA	
52 Quezon City	42,087	130,048.83	42,087	NO CA	
53 Taguig & Pateros	12,095	37,373.55	12,095	NO CA	
54 Valenzuela City	8,315	25,693.35	8,315	NO CA	

Noted by:

*EDEL B. CARAG*  
 Director III  
 Director IV

Summary of Non-Submission of Certificate of Acceptance  
 GRADE 2 (ENGLISH, FILIPINÓ, MATH, AP, ESP, MTB-MLE, MAPEH)  
 Zone: 2 - SOUTHERN LUZON (IV-A, IV-B, V, NCR)

Region	Division	TOTAL		Delivered	WITH CERTIFICATE OF FINAL ACCEPTANCE	
		Quantity	Amount	Quantity	Delivered	Lacking
					Quantity	Quantity
<b>ZONE 2 TOTAL</b>		<b>586,550</b>	<b>1,812,440</b>	<b>340,224</b>	<b>11,404</b>	<b>809</b>
IV-A						
IV-A	Batangas City	6,473	20,001.57	12,947	NO CA	
IV-A	Cavite	46,324	143,141.16	11,132	NO CA	
IV-A	Imus City	2,392	7,391.28	2,392	2,382	10
IV-A	Cavite City	2,201	6,801.09	433	NO CA	
IV-A	Tayabas City	1,822	5,629.98	1,021	NO CA	
IV-B						
IV-B	Occidental Mindoro	15,456	47,759.04	297	NO CA	
IV-B	Palawan	30,206	93,336.54	24,363	NO CA	
IV-B	Puerto Princesa City	5,818	17,977.62	5,818	NO CA	
IV-B	Romblon	10,620	32,815.80	10,583	NO CA	
V						
V	Albay	28,200	87,138.00	19,754	NO CA	
V	Camarines Norte	16,771	51,822.39	1,415	NO CA	
V	Camarines Sur	57,909	178,938.81	43,342	NO CA	
V	Catanduanes	9,861	30,470.49	7,375	NO CA	
V	Iriga City	2,943	9,093.87	2,200	NO CA	
V	Legaspi City	5,047	15,595.23	4,065	NO CA	
V	Ligao City	3,496	10,802.64	2,615	NO CA	
V	Masbate	32,778	101,284.02	9,895	NO CA	
V	Sorsogon	22,546	69,667.14	12,926	NO CA	
V	Sorsogon City	4,251	13,135.59	4,251	4,247	4
NCR						
NCR	Calocan City	27,726	85,673.34	10,700	NO CA	
NCR	San Juan City	1,238	3,825.42	1,238	NO CA	
NCR	Las Piñas City	9,585	29,617.65	8,834	NO CA	
NCR	Muntinlupa City	6,693	20,681.37	6,693	NO CA	
NCR	Paranaque City	8,286	25,603.74	8,286	NO CA	
NCR	Pasay City	5,570	17,211.30	5,570	4,775	795
NCR	Quezon City	191,389	591,392.01	116,252	NO CA	
NCR	Taguig & Pateros	17,852	55,162.68	2,639	NO CA	
NCR	Valenzuela City	13,097	40,469.73	3,188	NO CA	

Noted by:

*[Signature]*  
 EDEL B. CARAG  
 Director III

*[Signature]*  
 Director IV 8/7/25  
 7/25

Republic of the Philippines  
Department of Education  
**Division of Abra**

## CERTIFICATE OF ACCEPTANCE

This is to certify that the following Learning Resources listed were delivered by ALL TRANSPORT NETWORK INC. under Contract No. 2016-04-IMCS(038)-BILL-CB010A-C016, to wit:

Grade Level	Subject Area							TOTAL
	English	AP	Filipino	Math	MTB- MLE	MAPEH	EsP	
<b>Grade 2</b>								
English	52							52
Filipino			52					52
Ilokano		45		45	45	45	45	225
Tagalog								
Pangasinan								
Kapampangan								
<b>Grade 3</b>								
Filipino			606					606
Ilokano				581	581	581	581	2,324
Tagalog								
Pangasinan								
Ibanag								
Kapampangan								
Sambal								

Grade Level	Subject Area							TOTAL	
	Science	Math	Filipino	EsP	Music & Arts	PEH	English		AP
<b>Grade 8</b>	505	505	505	505	505	505			3,030
<b>Grade 9</b>		476	476		476	476	476	476	2,856

Prepared by:

Noted by:

\_\_\_\_\_  
Division Supply Officer

\_\_\_\_\_  
Schools Division Superintendent

Republic of the Philippines  
Department of Education  
**Division of Apayao**

## CERTIFICATE OF ACCEPTANCE

This is to certify that the following Learning Resources listed were delivered by **ALL TRANSPORT NETWORK INC.** under **Contract No. 2016-04-IMCS(038)-BIII-CB010A-C016**, to wit:

Grade Level	Subject Area							TOTAL
	English	AP	Filipino	Math	MTB-MLE	MAPEH	EsP	
<b>Grade 2</b>								
English	10							10
Filipino			10					10
Ilokano		310		310	310	297	310	1,537
Tagalog								
Pangasinan								
Kapampangan								
<b>Grade 3</b>								
Filipino								
Ilokano								
Tagalog								
Pangasinan								
Ibanag								
Kapampangan								
Sambal								

Grade Level	Subject Area							TOTAL	
	Science	Math	Filipino	EsP	Music & Arts	PEH	English		AP
<b>Grade 8</b>									
<b>Grade 9</b>									

Prepared by:

Noted by:

\_\_\_\_\_  
Division Supply Officer

\_\_\_\_\_  
Schools Division Superintendent

Republic of the Philippines  
Department of Education  
**Division of Baguio City**

## CERTIFICATE OF ACCEPTANCE

This is to certify that the following Learning Resources listed were delivered by ALL TRANSPORT NETWORK INC. under Contract No. 2016-04-IMCS(038)-Bill-CB010A-C016, to wit:

Grade Level	Subject Area							TOTAL
	English	AP	Filipino	Math	MTB- MLE	MAPEH	EsP	
<b>Grade 2</b>								
English	306							306
Filipino			303					303
Ilokano		2,407		1,789	2,697	2,775	2,689	12,357
Tagalog		3,110		2,578	3,572	3,572	3,572	16,404
Pangasinan								
Kapampangan								
<b>Grade 3</b>								
Filipino			589					589
Ilokano				1,299	1,299	1,299		3,897
Tagalog				362	362	362	362	1,448
Pangasinan								
Ibanag								
Kapampangan								
Sambal								

Grade Level	Subject Area								TOTAL
	Science	Math	Filipino	EsP	Music & Arts	PEH	English	AP	
<b>Grade 8</b>	476	476	476	476	476	476			2,856
<b>Grade 9</b>		454	454		454	454	454	454	2,724

Prepared by:

Noted by:

\_\_\_\_\_  
Division Supply Officer

\_\_\_\_\_  
Schools Division Superintendent

Republic of the Philippines  
Department of Education  
**Division of Benguet**

## CERTIFICATE OF ACCEPTANCE

This is to certify that the following Learning Resources listed were delivered by ALL TRANSPORT NETWORK INC. under Contract No. 2016-04-IMCS(038)-BIII-CB010A-C016, to wit:

Grade Level	Subject Area							TOTAL
	English	AP	Filipino	Math	MTB- MLE	MAPEH	EsP	
<b>Grade 2</b>								
English	16							16
Filipino			16					16
Ilokano		274		16	274	274	274	1,112
Tagalog								
Pangasinan								
Kapampangan								
<b>Grade 3</b>								
Filipino								
Ilokano								
Tagalog								
Pangasinan								
Ibanag								
Kapampangan								
Sambal								

Grade Level	Subject Area							TOTAL
	Science	Math	Filipino	EsP	Music & Arts	PEH	English	
<b>Grade 8</b>								
<b>Grade 9</b>								

Prepared by:

Noted by:

\_\_\_\_\_  
Division Supply Officer

\_\_\_\_\_  
Schools Division Superintendent



Republic of the Philippines  
Department of Education  
**Division of Ifugao**

## CERTIFICATE OF ACCEPTANCE

This is to certify that the following Learning Resources listed were delivered by ALL TRANSPORT NETWORK INC. under Contract No. 2016-04-IMCS(038)-BIII-CB010A-C016, to wit:

Grade Level	Subject Area							TOTAL
	English	AP	Filipino	Math	MTB- MLE	MAPEH	EsP	
<b>Grade 2</b>								
English								
Filipino			1,118					1,118
Ilokano								
Tagalog				1,397				1,397
Pangasinan								
Kapampangan								
<b>Grade 3</b>								
Filipino			737					737
Ilokano								
Tagalog				734	734	734	734	2,936
Pangasinan								
Ibanag								
Kapampangan								
Sambal								

Grade Level	Subject Area								TOTAL
	Science	Math	Filipino	EsP	Music & Arts	PEH	English	AP	
<b>Grade 8</b>	417	417	407	417	407	417			2,482
<b>Grade 9</b>		303	303		303	303	303	303	1,818

Prepared by:

Noted by:

\_\_\_\_\_  
Division Supply Officer

\_\_\_\_\_  
Schools Division Superintendent

Republic of the Philippines  
Department of Education  
**Division of Kalinga**

## CERTIFICATE OF ACCEPTANCE

This is to certify that the following Learning Resources listed were delivered by ALL TRANSPORT NETWORK INC. under Contract No. 2016-04-IMCS(038)-BIII-CB010A-C016, to wit:

Grade Level	Subject Area							TOTAL
	English	AP	Filipino	Math	MTB-MLE	MAPEH	EsP	
<b>Grade 2</b>								
English								
Filipino								
Ilokano		70		70	70	70	70	350
Tagalog								
Pangasinan								
Kapampangan								
<b>Grade 3</b>								
Filipino			708					708
Ilokano				717		152		869
Tagalog								
Pangasinan								
Ibanag								
Kapampangan								
Sambal								

Grade Level	Subject Area								TOTAL
	Science	Math	Filipino	EsP	Music & Arts	PEH	English	AP	
<b>Grade 8</b>	245	245	245	245	245	225			1,450
<b>Grade 9</b>		114	114		114	114	114	108	678

Prepared by:

Noted by:

\_\_\_\_\_  
Division Supply Officer

\_\_\_\_\_  
Schools Division Superintendent

Republic of the Philippines  
Department of Education  
Division of Tabuk City

## CERTIFICATE OF ACCEPTANCE

This is to certify that the following Learning Resources listed were delivered by ALL TRANSPORT NETWORK INC. under Contract No. 2016-04-IMCS(038)-BIII-CB010A-C016, to wit:

Grade Level	Subject Area							TOTAL
	English	AP	Filipino	Math	MTB-MLE	MAPEH	EsP	
<b>Grade 2</b>								
English								
Filipino								
Ilokano		138		138	138	138	138	690
Tagalog								
Pangasinan								
Kapampangan								
<b>Grade 3</b>								
Filipino								
Ilokano								
Tagalog								
Pangasinan								
Ibanag								
Kapampangan								
Sambal								

Grade Level	Subject Area							TOTAL	
	Science	Math	Filipino	EsP	Music & Arts	PEH	English		AP
<b>Grade 8</b>									
<b>Grade 9</b>									

Prepared by:

Noted by:

\_\_\_\_\_  
Division Supply Officer

\_\_\_\_\_  
Schools Division Superintendent

Republic of the Philippines  
Department of Education  
**Division of Mt. Province**

## CERTIFICATE OF ACCEPTANCE

This is to certify that the following Learning Resources listed were delivered by ALL TRANSPORT NETWORK INC. under Contract No. 2016-04-IMCS(038)-BIII-CB010A-C016, to wit:

Grade Level	Subject Area							TOTAL
	English	AP	Filipino	Math	MTB- MLE	MAPEH	EsP	
<b>Grade 2</b>								
English	285							285
Filipino			284					284
Ilokano								
Tagalog		4,198		4,198	4,198	4,198	4,198	20,990
Pangasinan								
Kapampangan								
<b>Grade 3</b>								
Filipino			594					594
Ilokano								
Tagalog				606	605	603	606	2,420
Pangasinan								
Ibanag								
Kapampangan								
Sambal								

Grade Level	Subject Area								TOTAL
	Science	Math	Filipino	EsP	Music & Arts	PEH	English	AP	
<b>Grade 8</b>	416	417	417	405	403	417			2,475
<b>Grade 9</b>		416	413		431	413	431	431	2,535

Prepared by:

Noted by:

\_\_\_\_\_  
Division Supply Officer

\_\_\_\_\_  
Schools Division Superintendent