




Republic of the Philippines
Department of Education
Cordillera Administrative Region



June 20 , 2023

REGIONAL MEMORANDUM

No. 282-2023

**PROCUREMENT STATUS REPORT OF LEARNING TOOLS
AND EQUIPMENT (LTE) OF FY 2021 AND 2022
DOWNLOADED FUNDS**

To: Assistant Regional Director
Schools Division Superintendents
Regional and Division BAC Members
Regional and Division BAC Secretariats
Regional and Division BAC TWG
All others Concerned

1. In reference to memorandum no. DM-CT-2023-158 from DepEd Central Office, the Schools Division Offices are requested to accomplish their respective reports which could be accessed through this link: <https://bit.ly/lte-procurement-status>, on or before June 26, 2023.
2. Please see attached memorandum for queries or concerns and List of Schools Division Offices Receptient fo FY 2021 & 2022 Learning Tools and Equipment Downloaded Fund.



ESTELA P. LEON-CARIÑO EdD, CESO III
Director IV/ Regional Director 

ASD/ ProcurementUnit/ecg



Address: Wangal, La Trinidad, Benguet, 2601
Telephone No: (074) 422 – 1318 | **Fax No.:** (074) 422-4074
Website: www.depedcar.ph | **Email Address:** car@deped.gov.ph

DepEd-CAR: Weaver of HOPE and Transformation
"Holistic Opportunities for all to be Performing and Excellent
Cordilleran Learners"




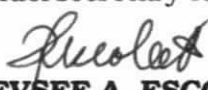
Republic of the Philippines
Department of Education

OFFICE OF THE UNDERSECRETARY FOR CURRICULUM AND TEACHING

MEMORANDUM
DM-CT-2023- 158

TO : **REGIONAL DIRECTORS**
SCHOOLS DIVISION SUPERINTENDENTS
ALL OTHERS CONCERNED

FROM : 
GINA O. GONONG
Undersecretary for Curriculum and Teaching


REVSEE A. ESCOBEDO
Undersecretary for Operations

SUBJECT : **PROCUREMENT STATUS REPORT OF LEARNING TOOLS**
AND EQUIPMENT (LTE) OF FY 2021 AND 2022
DOWNLOADED FUNDS

DATE : **June 13, 2023**

In reference to **COA AOM No. 2023-010 (2022)**, the Curriculum and Teaching Strand, through the Bureau of Learning Resources – Cebu, has been directed to “Submit the status of the procurement made by the DepEd SDOs under the FY 2021 – 2022 LTE Funds”.

Relative to this, the Schools Division Offices are requested to accomplish their respective reports which could be accessed through this link: <https://bit.ly/lte-procurement-status>, on or before **June 26, 2023**.

Should there be any queries or concerns, please contact **Mr. Aljanro M. Bertuoso**, Engineer III or **Mr. Jaymar N. Arioja**, Science Research Technician IV of the Bureau of Learning Resources Cebu Office through email: blr.cebuh@deped.gov.ph or telephone numbers: (032) 230-7939 and (032) 230-7948

For your immediate compliance.

Attachments:

1. List of Schools Division Offices Recipient of FY 2021 & 2022 Learning Tools and Equipment Downloaded Funds.

List of Schools Division Offices Receipt of FY2021 & 2022 Learning Tools and Equipment Downloaded Funds

No.	Region - Division	FY2021			FY2022								
		Technical Vocational Livelihood			Science and Mathematics								
		SARO No. (MOOE)	Target Quantity (in pieces)	SARO Amount	SARO No. (Capital Outlay)	Target Quantity (in pieces)	SARO Amount	SARO No. (MOOE)	Target Quantity (in pieces)	SARO Amount	SARO No. (MOOE)	Quantity	SARO Amount
1	BARMM - Cotabato City		1	4,271.00				54	25,025.20		1,287	194,700.00	
2	BARMM - Maguindanao I		552	503,200.00									
3	CAR - Abra	OSEC-CAR-21-5443	1	4,271.00			OSEC-CAR-22-0232	629	831,712.90	OSEC-CAR-22-0186	4,719	713,900.00	
4	CAR - Apayao						OSEC-CAR-22-0233	313	536,470.78	OSEC-CAR-22-0187	4,290	649,000.00	
5	CAR - Baguio City									OSEC-CAR-22-0188	324	36,000.00	
6	CAR - Benguet		2,636	2,862,769.00	OSEC-CAR-22-0388	23	546,749.32	OSEC-CAR-22-0234	2,087	2,707,438.44	OSEC-CAR-22-0189	13,728	2,076,800.00
7	CAR - Ifugao		1	5,817.00			OSEC-CAR-22-0235	943	968,256.80	OSEC-CAR-22-0190	6,435	973,500.00	
8	CAR - Kalinga		1,484	1,447,612.00	OSEC-CAR-22-0389	22	554,197.36	OSEC-CAR-22-0236	672	742,376.46	OSEC-CAR-22-0191	1,182	165,800.00
9	CAR - Mt. Province		1,976	1,217,931.00			OSEC-CAR-22-0237	954	1,239,219.72	OSEC-CAR-22-0192	2,145	324,500.00	
10	CAR - Tabuk City				OSEC-CAR-22-0390	5	101,868.89	OSEC-CAR-22-0238	698	894,025.26	OSEC-CAR-22-0193	2,574	454,300.00
11	CARAGA - Agusan del Norte		1	4,271.00	OSEC-13-22-0475	2	34,037.35	OSEC-13-22-0366	646	575,688.53	OSEC-13-22-0174	5,577	843,700.00
12	CARAGA - Agusan del Sur				OSEC-13-22-0476	1	41,485.38	OSEC-13-22-0367	717	690,605.05	OSEC-13-22-0175	17,160	2,660,900.00
13	CARAGA - Bayugan City									OSEC-13-22-0176	3,003	454,300.00	
14	CARAGA - Bislig City							OSEC-13-22-0368	556	880,442.86	OSEC-13-22-0177	3,003	519,200.00
15	CARAGA - Butuan City							OSEC-13-22-0369	588	1,122,467.04	OSEC-13-22-0178	11,154	1,752,300.00
16	CARAGA - Cabadbaran City									OSEC-13-22-0179	1,716	259,600.00	
17	CARAGA - Dinagat Island							OSEC-13-22-0370	164	132,131.50	OSEC-13-22-0180	3,003	454,300.00
18	CARAGA - Siargao									OSEC-13-22-0181	2,574	389,400.00	
19	CARAGA - Surigao City									OSEC-13-22-0182	1,716	259,600.00	
20	CARAGA - Surigao del Norte							OSEC-13-22-0371	313	536,470.78	OSEC-13-22-0183	5,148	908,600.00
21	CARAGA - Surigao del Sur				OSEC-13-22-0477	5	101,868.89	OSEC-13-22-0372	436	623,808.33	OSEC-13-22-0184	19,305	3,115,200.00
22	CARAGA - Tandag City							OSEC-13-22-0373	517	565,908.37	OSEC-13-22-0185	858	129,800.00
23	NCR - Calocan City	OSEC-NCR-21-5444	1,587	1,451,654.00	OSEC-NCR-22-0374	42	1,025,423.95	OSEC-NCR-22-0208	256	494,350.38	OSEC-NCR-22-0194	2,574	584,100.00
24	NCR - City of San Juan									OSEC-NCR-22-0195	429	64,900.00	
25	NCR - Las Piñas City									OSEC-NCR-22-0196	429	129,800.00	
26	NCR - Malabon City									OSEC-NCR-22-0197	2,145	389,400.00	
27	NCR - Mandaluyong City							OSEC-NCR-22-0209	475	631,192.79	OSEC-NCR-22-0198	2,574	713,900.00
28	NCR - Manila		1,669	1,058,241.00	OSEC-NCR-22-0375	23	546,749.32	OSEC-NCR-22-0210	1,005	1,246,807.35	OSEC-NCR-22-0199	3,003	1,298,000.00
29	NCR - Marikina City									OSEC-NCR-22-0200	858	194,700.00	
30	NCR - Navotas		1	4,271.00				OSEC-NCR-22-0211	54	25,025.20	OSEC-NCR-22-0201	324	36,000.00
31	NCR - Paranaque City		1	4,271.00	OSEC-NCR-22-0376	2	34,037.35	OSEC-NCR-22-0212	529	413,373.44	OSEC-NCR-22-0202	429	129,800.00
32	NCR - Pasay City				OSEC-NCR-22-0377	3	85,349.50	OSEC-NCR-22-0213	186	133,901.17	OSEC-NCR-22-0203	429	64,900.00
33	NCR - Pasig City				OSEC-NCR-22-0378	3	85,349.50	OSEC-NCR-22-0214	382	508,056.85	OSEC-NCR-22-0204	858	259,600.00
34	NCR - Quezon City		12,118	14,265,424.00	OSEC-NCR-22-0379	315	7,690,679.61	OSEC-NCR-22-0215	2,756	3,360,425.68	OSEC-NCR-22-0205	8,475	3,151,200.00
35	NCR - Taguig		309	168,232.00	OSEC-NCR-22-0380	6	170,699.00	OSEC-NCR-22-0216	764	1,016,113.70	OSEC-NCR-22-0206	3,432	843,700.00
36	NCR - Valenzuela City		1	4,271.00				OSEC-NCR-22-0217	54	25,025.20	OSEC-NCR-22-0207	3,222	721,000.00
37	Region I - Alaminos City		660	775,610.00						OSEC-1-22-0001	1,287	194,700.00	
38	Region I - Batac City							OSEC-1-22-0218	164	132,131.50	OSEC-1-22-0002	429	64,900.00
39	Region I - Candon City									OSEC-1-22-0003	1,287	194,700.00	
40	Region I - Dagupan City									OSEC-1-22-0004	1,716	324,500.00	
41	Region I - Ilocos Norte	OSEC-1-21-5445	1,882	2,138,987.00				OSEC-1-22-0219	562	588,893.20	OSEC-1-22-0005	9,962	1,610,400.00
42	Region I - Ilocos Sur							OSEC-1-22-0220	1,001	1,307,020.96	OSEC-1-22-0006	12,536	1,934,900.00
43	Region I - La Union		2,481	1,664,533.00	OSEC-1-22-0381	3	75,522.73	OSEC-1-22-0221	1,278	1,346,002.67	OSEC-1-22-0007	13,083	1,989,900.00
44	Region I - Laoag City							OSEC-1-22-0222	196	374,155.68	OSEC-1-22-0008	858	129,800.00
45	Region I - Pangasinan I, Lingayen	OSEC-1-21-5446	1,318	672,188.00	OSEC-1-22-0382	39	864,561.49	OSEC-1-22-0223	1,220	1,418,481.28	OSEC-1-22-0009	27,096	4,095,300.00
46	Region I - Pangasinan II, Binalonan	OSEC-1-21-5447	1,248	1,266,060.00				OSEC-1-22-0224	1,024	1,436,780.44	OSEC-1-22-0010	17,419	2,578,400.00
47	Region I - San Carlos City		1	4,271.00	OSEC-1-22-0383	1	41,485.38	OSEC-1-22-0225	967	1,089,785.93	OSEC-1-22-0011	7,555	1,194,600.00
48	Region I - San Fernando City									OSEC-1-22-0012	1,811	312,400.00	