
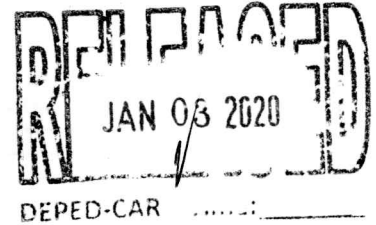




REPUBLIC OF THE PHILIPPINES  
**Department of Education**  
**EDUCATION FACILITIES DIVISION**  
5<sup>th</sup> Floor Mabini Bldg., DepED Complex, Meralco Avenue, Pasig City



*Office of the Chief*



**MEMORANDUM**

DATE : Dec 17, 2019

TO : **AREA MANAGERS**  
**DepEd REGIONAL ENGINEERS**  
**DepEd DIVISION ENGINEERS & ARCHITECTS**  
**ALL OTHERS CONCERN**

FROM : *[Signature]*  
**ENGR. ANNABELLE R. PANGAN**  
Chief, EFD-AS

SUBJECT : **LATEST CANVASS OF CONSTRUCTION MATERIALS TO  
BE USED FOR VARIOUS SCHOOL BUILDING PROJECTS**



In view of the upcoming Preparation of Program of Works (POWs) for the **Budget Proposal for 2021**, all Regional and Division Engineers are required to submit the latest canvass price of construction materials to be used for the Regional and Division Costing of various DEPED Implemented BEFF Projects.

In this regard, please be informed that the deadline for submission shall be on or before **January 6, 2020**.

Attached herewith is the updated Material Canvass Form (to be filled – up completely) for your perusal.

Soft copy of the latest canvass shall be emailed at [e\\_mam2014@yahoo.com.ph](mailto:e_mam2014@yahoo.com.ph) for consolidation. Should there be need for clarifications, kindly coordinate at telephone no. (02) 633-7263 thru **Arch. Jet Raymond G. Alabaso/ Engr. Marlon A. Mendoza**, EFD-AS, DepEd Central Office.

For your compliance.

	Republic of the Philippines DEPARTMENT OF EDUCATION CORDILLERA ADMINISTRATIVE REGION Wangal, La Trinidad, Benguet	
		January 2, 2020
To :	<b>Schools Division Superintendent</b> All Division	
	<b>For information and strict compliance.</b>	
		<b>MAY B. ECLAR, Ph.D., CESO V</b> Regional Director
	<small>ESSD/ABG:gr</small>	



**UNIT COST**  
**JANUARY 2020**

DIVISION OFFICE :  
 CITY/ MUNICIPALITY :  
 PROVINCE :  
 REGION :

ITEM NO.	DESCRIPTION	UNIT	UNIT COST
<b>1.0000</b>	<b>Earthworks</b>		
1.0100	Clearing and Grubbing	sq.m	
1.0200	Structural Excavation	cu.m	
1.0300	Backfilling and Compaction	cu.m	
1.0400	Gravel Bedding G-1	cu.m	
1.0500	Select Fill	cu.m	
1.0600	Soil Poisoning	sq m	
<b>2.0000</b>	<b>Concreting Works</b>		
2.0100	Demolition of reinforced concrete	cu.m	
2.0200	Portland Cement	bag	
2.0300	Crushed Gravel 3/4"	cu.m	
2.0400	Crushed Gravel 1"	cu.m	
2.0500	Washed Sand	cu.m	
<b>3.0000</b>	<b>Rebar Works</b>		
3.0100	Deformed Round Bars, Grade 60	kg	
3.0200	D16mm x 6.00 mts RSB	pc	
3.0300	D20mm x 6.00 mts RSB	pc	
3.0400	D25mm x 6.00 mts RSB	pc	
3.0500	Deformed Round Bars, Grade 40	kg	
3.0600	D16mm x 6.00 mts RSB	pc	
3.0700	D20mm x 6.00 mts RSB	pc	
3.0800	D25mm x 6.00 mts RSB	pc	
3.0900	Deformed Round Bars, Grade 33	kg	
3.1000	D10mm x 6.00 mts RSB	pc	
3.1100	D12mm x 6.00 mts RSB	pc	
3.1200	G.I. Tie Wire	kg	
<b>4.0000</b>	<b>Formworks</b>		
4.0100	Coco Lumber	bd.ft	
4.0200	Plywood Ordinary, 1/4" x 4' x 8'	pc	
4.0300	Plywood Ordinary, 1/2" x 4' x 8'	pc	
4.0400	CWN, Assorted	kg	
<b>5.0000</b>	<b>Masonry Works</b>		
5.0100	Demolition of Masonry Wall	sq.m	
5.0200	CHB 6" thk	pc	
5.0300	CHB 4" thk	pc	
5.0400	10mm x 6m RSB	kg	
5.0500	Plaster Moulding	lm	
5.0600	Concrete Louver Blocks	pc	
<b>6.0000</b>	<b>Doors and Windows</b>		
6.0100	Removal of Door with Jamb	set	
6.0200	Removal of Window with Jamb	sq.m	
6.0300	Wood Panel Door	sq.m	
6.0310	D-1, (1.00m x 2.10m) KD and Termite - treated Panel Door Type Hinged Door and Fixed Glass Transom on 50mm x 150mm Wood Jamb/ Frame and Lever - type Knob	set	
6.0320	D-1, Panel Door 0.90m x 2.10m on 150mm Wooden Jamb complete with Accessories (lever type door knob)	set	
6.0330	D-2, (0.90m x 2.10m) Panel Door	set	
6.0400	Flush Door	sq.m	
6.0410	D-2, (0.958m x 2.05m) Hollow Core Flush Type Swing Door and Fixed Glass Transom on 50mm x 150mm Guijo/ Yakal Jamb with Marine	set	
6.0420	D-1, Flush Door 0.90m x 2.10m on 100mm Wooden Jamb complete with Accessories (lever type door knob)	set	
6.0430	D-3, (0.70m x 2.10m) Flush Door	set	
6.0500	PVC Door	sq.m	
6.0600	Door Jamb	bd.ft	
6.0610	Door Jamb 45mm x 150mm	set	
6.0700	Window Jamb	bd.ft	
6.0710	Window Jamb 45mm x 150mm	sq.ft	

ITEM NO.	DESCRIPTION	UNIT	UNIT COST
6.0800	Swing Type Steel Casement Window	sq.m	
6.0900	Awning Type Steel Casement Window	sq.m	
6.0910	W - 4, (0.6 x 0.6 m) Steel Jamb Awning Window with Clear Glass	set	
6.1000	Glass Jalousie Window	sq.m	
6.1009	Jalousie Window with Clear Glass Blades on JalouPlus Type Silver Colored Frame	sq.ft	
6.1010	W - 1, (2.50m x 1.25m) Steel Jamb Jalousie Window with Clear Glass Blades and with Fixed Clear Glass Transom	set	
6.1020	W - 2, (1.70m x 1.25m) Steel Jamb Jalousie Window with Clear Glass Blades and Fixed Clear Glass Transom	set	
6.1030	W - 3, (1.170m x 1.25m) Steel Jamb Jalousie Window with Clear Glass Blades and Fixed Clear Glass Transom	set	
6.1040	W - 1, ( 2.6 x 1.6 m) Jalousie Window with Clear Glass Blades on JalouPlus Type Silver Colored Frame and Fixed Clear Glass Transom on 50 x 150 mm Wooden Jamb complete with	set	
6.1050	W - 2, ( 1.3 x 1.6 m) Jalousie Window with Clear Glass Blades on JalouPlus Type Silver Colored Frame and Fixed Clear Glass Transom on 50 x 150 mm Wooden Jamb complete with	set	
6.1060	Wood Jalousie Windows	sq.ft	
6.1100	Fixed Glass Window on Metal Frame	sq.m	
6.1200	Aluminum Casement Window	sq.m	
6.1300	Sliding Aluminum Window	sq.m	
6.1400	Steel Encased Clear Glass Window with Grilles	sq.ft	
6.1500	Security Grilles	sq.ft	
6.1510	Window Grille (WG - 1)	set	
6.1520	Window Grille (WG - 2)	set	
6.1530	Window Grille (WG - 3)	set	
6.1600	Entrance, Lockset Standard	set	
6.1700	Entrance, Handleset	set	
6.1800	Entrance, Cylindrical Lockset	set	
6.1900	Entrance, Lever Lockset	set	
6.2000	Hinges, Standard 3-1/2" x 3-1/2"	pa	
<b>7.0000</b>	<b>Steel Works</b>		
7.0090	LC 75 x 38 x 15 x 2.0mm	kg	
7.0100	LC 150 x 75 x 25 x 6.0mm	kg	
7.0110	LC 150 x 65 x 20 x 2.5mm	kg	
7.0120	LC 150 x 65 x 20 x 2.0mm	kg	
7.0200	LC 150 x 50 x 25 x 6.0mm	kg	
7.0210	LC 255 x 90 x 25 x 5.0mm	kg	
7.0300	L 125 x 125 x 6mm	kg	
7.0400	L 100 x 100 x 6.35mm	kg	
7.0410	L 100 x 100 x 6.0mm	kg	
7.0500	L 75 x 75 x 6.35mm	kg	
7.0510	L 75 x 75 x 6.35mm	kg	
7.0600	L 50 x 50 x 6.35mm	kg	
7.0700	L 65 x 65 x 6.35mm	kg	
7.0710	L 65 x 65 x 6.0mm	kg	
7.0800	L 90 x 90 x 6mm	kg	
7.0810	L 75 x 75 x 6mm	kg	
7.0820	L 60 x 60 x 6mm	kg	
7.0900	L 50 x 50 x 6mm	kg	
7.1000	L 60 x 50 x 5mm	kg	
7.1010	L 50 x 50 x 2mm	kg	
7.1020	L 40 x 40 x 5mm	kg	
7.1030	L 25 x 25 x 3mm	kg	
7.1040	L 20 x 20 x 2mm	kg	
7.1050	Flat Bar 1" x 1/2"	kg	
7.1060	Flat Bar 1 1/2" x 1/2"	kg	
7.1100	Steel Plate 1.20m x 2.40m x 6mm thk	pc	
7.1200	Steel Plate 1.20m x 2.40m x 10mm thk	pc	
7.1300	Steel Plate 1.20m x 2.40m x 12mm thk	pc	
7.1400	Steel Plate 1.20m x 2.40m x 16mm thk	pc	

41

ITEM NO.	DESCRIPTION	UNIT	UNIT COST
7.1500	Anchor Bolt with Nuts and Washer, 20mmØ x 50mm x 300mm	pc	
7.1510	Anchor Bolt with Nuts and Washer, 16mmØ x 50mm x 300mm	pc	
7.1600	Anchor Bolt with Nuts and Washer, 12mmØ x 50mm x 150mm	pc	
7.1700	Anchor Bolt with Nuts and Washer, 10mmØ x 50mm x 125mm	pc	
7.1800	Machine Bolts ( 6 mm dia. )	pc	
7.1810	Machine Bolts ( 10 mm dia. )	pc	
7.1820	Machine Bolts ( 16 mm dia. )	pc	
7.1900	Plain Round Bar 16mmØ x 6m	pc	
7.1901	Plain Round Bar 12mmØ x 6m	pc	
7.1902	Plain Round Bar 10mmØ x 6m	pc	
7.2000	Turn Buckle 16 mmØ	pc	
7.2100	Turn Buckle 12 mmØ	pc	
7.2200	12mmØ Sag Rods with Standard Nuts and Washers	pc	
7.2300	10mmØ Sag Rods with Standard Nuts and Washers	pc	
7.2400	Square Bar 19mm	pc	
7.2500	Square Bar 12mm	pc	
7.2600	G.I. Pipe 2"Ø Sch.40	pc	
7.2610	G.I. Pipe 1-½"Ø Sch. 40	pc	
7.2620	G.I. Pipe 1"Ø Sch. 40	pc	
7.2700	B.I. Pipe 100mmØ Sch.40	pc	
7.2800	B.I. Pipe 75mmØ Sch.40	pc	
7.2900	B.I. Pipe 50mmØ Sch.40	pc	
7.3000	B.I. Pipe 38mmØ Sch.40	pc	
7.3100	B.I. Pipe 32mmØ Sch.40	pc	
7.3200	B.I. Pipe 50mmØ Sch.20	pc	
7.3300	B.I. Pipe 38mmØ Sch.20	pc	
7.3400	B.I. Pipe 32mmØ Sch.20	pc	
7.3500	50 mmØ Stainless Steel Pipe	pc	
7.3600	Welding Rod	kg	
<b>8.0000</b>	<b>Roofing Works</b>		
8.0100	Removal of Roofing Sheets	sq m	
8.0200	Removal of Ridge Roll	pc	
8.0300	Removal of Flashing	pc	
8.0400	Removal of Gutter	pc	
8.0500	Removal of Fascia Board	pc	
8.0600	G.I. Long-Span Roofing, Corrugated, Pre-Painted, 1220mm x 0.4mm BMT	lm	
8.0610	Corrugated G.I. Sheet Ga.26, 36" x 8'	pc	
8.0620	Corrugated G.I. Sheet Ga.26, 36" x 9'	pc	
8.0630	Corrugated G.I. Sheet Ga.26, 36" x 10'	pc	
8.0700	G.I. Ridge Roll, Preformed, Pre-Painted, 0.610m x 2.440m x 0.6mm BMT	pc	
8.0710	Ridge Roll Ga.26, 24"x 8"	pc	
8.0800	G.I. Flashing, Preformed, Pre-Painted, 0.610m x 2.440m x 0.4mm BMT	pc	
8.0810	Flashing, Pre-Painted, Ordinary, 0.915m x 2.440m x 0.4mm thk	pc	
8.0820	Flashing Ga.26, 24"x 8"	pc	
8.0900	J-Bolt (6mm dia.)	pc	
8.1000	Teckscrew 2-1/2"	pc	
8.1100	Blind Rivets	pc	
8.1200	Umbrella Nails	kg	
8.1300	Roof Sealant	L	
<b>9.0000</b>	<b>Ceiling and Carpentry Works</b>		
9.0070	Removal of Wooden Truss/ Beams	bd.ft	
9.0080	Removal of Purlins	bd.ft	
9.0090	Removal of Partition	sq.m	
9.0100	Removal of Ceiling	sq.m	
9.0200	Plywood, Ordinary 1/4" x 4' x 8'	pc	
9.0300	Plywood, Ordinary 1/2" x 4' x 8'	pc	
9.0400	Plywood, Ordinary 3/4" x 4' x 8'	pc	
9.0500	Plywood, Marine 1/4" x 4' x 8'	pc	
9.0600	Plywood, Marine 1/2" x 4' x 8'	pc	
9.0700	Plywood, Marine 3/4" x 4' x 8'	pc	
9.0800	Metal Carrying Channel (12mm x 38mm x 5m x 0.8mm thk)	pc	
9.0890	Fiber Cement Board, 1/4" x 4' x 8'	pc	
9.0900	Fiber Cement Ceiling Board (4.5mm thk)	pc	

ITEM NO.	DESCRIPTION	UNIT	UNIT COST
9.1000	Metal Double Furring Channel (19mm x 50mm x 3m x 0.5mm thk	pc	
9.1100	Wall Angle 1" x 1" x 10'	pc	
9.1200	Preformed Wire Clip	pc	
9.1300	Rod Suspension Hanger with Adjustment Spring	pc	
9.1310	Steel Angle	pc	
9.1400	25mm x 25mm x 300mm Wood slats @25mm clear spacing ceiling ventilation (provide stainless steel wire mesh inside)	pc	
9.1410	Fascia Board, Wooden	bd.ft	
9.1420	Fascia Board, Fiber Cement 10" x 12'	pc	
9.1430	Fascia Board, Fiber Cement 12" x 8'	pc	
9.1500	Rough Lumber, Sun Dried, Yakal	bd.ft	
9.1600	Rough Lumber, Sun Dried, Guijo	bd.ft	
9.1700	Rough Lumber, Sun Dried, Tanguile	bd.ft	
9.1800	S4S Lumber, Kiln Dried, Tanguile	bd.ft	
9.1900	Wood Preservative, Brown	L	
9.2000	Lawanit, 1/4" thk	pc	
9.2100	Finishing Nails	kg	
9.2200	Concrete Nails	kg	
<b>10.0000</b>	<b>Electrical Works</b>		
	<b>Roughing-ins</b>		
10.0100	Electrical Conduit uPVC, 15mmØ	pc	
10.0200	Electrical Conduit uPVC, 20mmØ	pc	
10.0210	Electrical Conduit uPVC, 25mmØ	pc	
10.0300	Electrical Conduit uPVC, 32mmØ	pc	
10.0400	Electrical Conduit uPVC, 40mmØ	pc	
10.0490	RSC 20mmØ	pc	
10.0500	RSC 25mmØ	pc	
10.0600	RSC 40mmØ	pc	
10.0700	RSC 50mmØ	pc	
10.0800	Entrance Cap 20mm dia.	pc	
10.0900	Entrance Cap 25mm dia.	pc	
10.1000	Entrance Cap 32mm dia.	pc	
10.1100	Entrance Cap 50mm dia.	pc	
10.1200	Junction Box, 4" x 4" G.I.	pc	
10.1300	Utility Box, 2" x 4" G.I.	pc	
10.1400	Grounding Rod, 2.4m x 16mm dia.	pc	
10.1500	Grounding Rod, 3.0m x 25mm dia.	pc	
	<b>Wires &amp; Fixtures</b>		
10.1600	3.5 mm <sup>2</sup> THHN Wire, Stranded	m	
10.1700	5.5 mm <sup>2</sup> THHN Wire, Stranded	m	
10.1710	8.0 mm <sup>2</sup> THHN Wire, Stranded	m	
10.1800	14.0 mm <sup>2</sup> THHN Wire, Stranded	m	
10.1900	30.0 mm <sup>2</sup> THHN Wire, Stranded	m	
10.2000	38.0 mm <sup>2</sup> THHN Wire, Stranded	m	
10.2100	80.0 mm <sup>2</sup> THHN Wire, Stranded	m	
10.2200	3.5 mm <sup>2</sup> TW(G) Wire, Stranded	m	
10.2300	5.5 mm <sup>2</sup> TW(G) Wire, Stranded	m	
10.2400	8.0 mm <sup>2</sup> TW(G) Wire, Stranded	m	
10.2500	14.0 mm <sup>2</sup> TW(G) Wire, Stranded	m	
10.2600	22.0 mm <sup>2</sup> TW(G) Wire, Stranded	m	
10.2700	Duplex Convenience Outlet, Grounding Type, 20A, 250V	set	
10.2800	Duplex Convenience Outlet, Grounding Type, 20A, 250V (WP)	set	
10.2900	Single Pole Wall Switch in One Switch Plate (10 AMP, 230V)	set	
10.3000	Single Convenience Outlet, Grounding Type, 15 AMP, 230V (EF)	set	
10.3010	Aircon Outlet with Plate	pc	
10.3100	2 Single Pole Wall Switches in One Switch Plate (10 AMP, 230V)	set	
10.3200	3 Single Pole Wall Switches in One Switch Plate (10 AMP, 230V)	set	
10.3300	Three Way Wall Switch (10 AMP, 230 V)	set	
10.3310	Safety Switch 30A 2P	set	
10.3400	2 - 28W, 230V, 60Hz, AC Fluorescent Lighting Fixture, (Box Type)	set	
10.3500	1 - 28W, 230V, 60Hz, AC Fluorescent Lighting Fixture, (Box Type)	set	
10.3600	1 - 18W, 230V, 60Hz AC, Compact Fluorescent Lighting Fixture with Medium Base Keyless Type Porcelain Receptacle	set	

9v

ITEM NO.	DESCRIPTION	UNIT	UNIT COST
10.3610	FL 1 x 40W Industrial Type	set	
10.3620	FL 2 x 40W Industrial Type	set	
10.3700	Panel Box, Flush Type, 4 Branches	set	
10.3800	Panel Box, Flush Type, 8 Branches	set	
10.3900	Panel Box, Flush Type, 12 Branches	set	
10.4000	Panel Box, Flush Type, 16 Branches	set	
10.4100	Circuit Breaker, 20A 2P	set	
10.4200	Circuit Breaker, 30A 2P	set	
10.4300	Circuit Breaker, 40A 2P	set	
10.4400	Circuit Breaker, 50A 2P	set	
10.4410	Circuit Breaker, 60A 2P	set	
10.4500	Circuit Breaker, 70A 2P	set	
10.4600	Circuit Breaker, 100A 2P	set	
10.4700	Circuit Breaker, 125A 2P	set	
10.4800	Circuit Breaker, 200A 2P	set	
10.4900	Vibrating Bell 8"	set	
10.5000	Push Button, 10A, 230V	set	
10.5100	Fire Alarm Bell, Vibrating Type	set	
10.5200	Fire Alarm Station, Manual Single Action	set	
10.5300	Fire Alarm Control Panel, One Zone	set	
10.5400	Wall Fan, 60W, 230V, 60Hz	set	
10.5500	Electrical Tape	pc	
<b>11.0000</b>	<b>Plumbing Works</b>		
11.0100	Water Closet Flange	set	
11.0200	Water Closet 1.6gpf with Accessories	set	
11.0300	Urinal 0.8gpf	set	
11.0400	Concrete Counter Sink Type, with Lever Type Faucet and Complete Accessories	set	
11.0410	Faucet, Lavatory	set	
11.0500	Faucet, Hose Bibb, Brass 1/2"Ø	pc	
11.0510	Faucet	set	
11.0600	Lavatory, Pedestal Type with Accessories	set	
11.0610	Lavatory, Including Fittings and Accessories	set	
11.0620	S.S. Sink with Strainer and P-Trap	set	
11.0700	PP-R Pipe 2"Ø x 4.0m	pc	
11.0800	PP-R Pipe 1-1/4"Ø x 4.0m	pc	
11.0900	PP-R Pipe 1"Ø x 4.0m	pc	
11.1000	PP-R Pipe 3/4"Ø x 4.0m	pc	
11.1100	PP-R Pipe 1/2"Ø x 4.0m	pc	
11.1200	PP-R Coupling, 2"Ø	pc	
11.1300	PP-R Coupling, 1-1/4"Ø	pc	
11.1400	PP-R Coupling, 1"Ø	pc	
11.1500	PP-R Coupling, 3/4"Ø	pc	
11.1600	PP-R Coupling, 1/2"Ø	pc	
11.1700	PP-R Coupling Reducer, 1" x 3/4"Ø	pc	
11.1800	PP-R Elbow 90° x 2"Ø	pc	
11.1900	PP-R Elbow 90° x 1-1/4"Ø	pc	
11.2000	PP-R Elbow 90° x 1"Ø	pc	
11.2100	PP-R Elbow 90° x 3/4"Ø	pc	
11.2200	PP-R Elbow 90° x 1/2"Ø	pc	
11.2210	PP-R Elbow Reducer, 1" x 3/4"Ø	pc	
11.2300	PP-R Tee, 2"Ø	pc	
11.2400	PP-R Tee, 1-1/4"Ø	pc	
11.2500	PP-R Tee, 1"Ø	pc	
11.2600	PP-R Tee, 3/4"Ø	pc	
11.2700	PP-R Tee, 1/2"Ø	pc	
11.2800	PP-R Tee Reducer, 1-1/4" x 1/2"Ø	pc	
11.2900	PP-R Tee Reducer, 1" x 3/4"Ø	pc	
11.2910	PP-R Tee Reducer, 3/4" x 1/2"Ø	pc	
11.3000	PP-R End Cap, 1-1/4"Ø	pc	
11.3100	PP-R End Cap, 3/4"Ø	pc	
11.3200	PP-R Plug, 1"Ø	pc	
11.3300	PP-R Plug, 3/4"Ø	pc	
11.3400	PP-R Plug, 1/2"Ø	pc	
11.3500	Gate Valve, 1-1/4"Ø	pc	
11.3600	Gate Valve, 2"Ø	pc	
11.3700	Gate Valve, 1"Ø	pc	
11.3800	Gate Valve, 3/4"Ø	pc	
11.3900	Check Valve, Horizontal, 1"Ø	pc	
11.4000	Check Valve, Horizontal, 3/4"Ø	pc	
11.4100	Check Valve, Horizontal, 1/2"Ø	pc	

ITEM NO.	DESCRIPTION	UNIT	UNIT COST
11.4200	Teflon Tape	roll	
11.4300	Tissue Holder	pc	
11.4400	S.S. Grab Rail 1-1/2"Ø	set	
11.4410	S.S. Floor Drain 4" x 4"	set	
11.4500	Mirror	sq.ft	
<b>12.0000</b>	<b>Sanitary Works</b>		
12.0100	Catch Basin	unit	
12.0110	Three Chamber Septic Vault	unit	
12.0200	Stainless Steel Vent Protection Screen, 6"	pc	
12.0300	Stainless Steel Vent Protection Screen, 2"	pc	
12.0400	PVC Sanitary Pipe 6"Ø x 3.0m	pc	
12.0500	PVC Sanitary Pipe 4"Ø x 3.0m	pc	
12.0600	PVC Sanitary Pipe 3"Ø x 3.0m	pc	
12.0700	PVC Sanitary Pipe 2"Ø x 3.0m	pc	
12.0710	PVC Sanitary Pipe 1"Ø x 3.0m	pc	
12.0800	PVC Sanitary Elbow 90° x 6"Ø	pc	
12.0900	PVC Sanitary Elbow 90° x 4"Ø	pc	
12.1000	PVC Sanitary Elbow 90° x 3"Ø	pc	
12.1100	PVC Sanitary Elbow 90° x 2"Ø	pc	
12.1110	PVC Sanitary Elbow 90° x 1"Ø	pc	
12.1200	PVC Sanitary Elbow 1/8 x 6"Ø	pc	
12.1300	PVC Sanitary Elbow 1/8 x 4"Ø	pc	
12.1400	PVC Sanitary Elbow 1/8 x 3"Ø	pc	
12.1410	PVC Sanitary Elbow 1/8 x 2"Ø	pc	
12.1500	PVC Sanitary Wye 6" x 6"	pc	
12.1600	PVC Sanitary Wye 4" x 4"	pc	
12.1700	PVC Sanitary Wye 3" x 3"	pc	
12.1800	PVC Sanitary Wye 2" x 2"	pc	
12.1900	PVC Sanitary Wye Reducer, 6" x 4"	pc	
12.2000	PVC Sanitary Wye Reducer 4" x 2"	pc	
12.2100	PVC Sanitary Tee 6" x 6"	pc	
12.2110	PVC Sanitary Tee 4" x 4"	pc	
12.2200	PVC Sanitary Tee 2" x 2"	pc	
12.2210	PVC Sanitary Tee Reducer 4" x 2"	pc	
12.2300	Brass Cleanout 6" x 6"	pc	
12.2400	Brass Cleanout 4" x 4"	pc	
12.2500	Brass Cleanout 2" x 2"	pc	
12.2600	PVC P-Trap 4"	pc	
12.2700	PVC P-Trap 2"	pc	
12.2800	Closet Bend, 4"	pc	
12.2900	Roof Drain	pc	
12.3000	PVC Cement	can	
<b>13.0000</b>	<b>Painting Works</b>		
13.0100	Neutralizer	gal	
13.0200	Latex, Flat	gal	
13.0300	Masonry Putty	gal	
13.0400	Latex, Semi Gloss	gal	
13.0500	Acri Color	qrt	
13.0600	Enamel, Flatwall	gal	
13.0700	Glazing Putty	gal	
13.0800	Enamel, Semi Gloss	gal	
13.0900	Paint Thinner	gal	
13.1000	Lacquer Thinner	gal	
13.1100	Primer, Zinc Chromate	gal	
13.1200	Primer, Epoxy	gal	
13.1210	Primer, Red Oxide	gal	
13.1300	Gloss Acrylic Paint	gal	
<b>14.0000</b>	<b>Tile Works</b>		
14.0100	Ceramic Glazed Tile	sq.m	
14.0110	Glazed Wall Tiles 20cm x 20cm	pc	
14.0120	Glazed Wall Tiles 60cm x 60cm	pc	
14.0200	Ceramic Unglazed Tile	sq.m	
14.0210	Unglazed Floor Tiles 20cm x 20cm	pc	
14.0220	Unglazed Floor Tiles 60cm x 60cm	pc	
14.0300	Tile Adhesive 25 kg/bag	bag	
14.0400	Tile Trim 6mm	pc	
14.0500	Tile Grout 5 kg/bag	bag	
<b>15.0000</b>	<b>Waterproofing</b>		
15.0100	Waterproofing, Cementitious	gal	

27